


Acknowledgement Number:297618561271025

Date of filing : 27-Oct-2025

| INDIAN INCOME TAX RETURN ACKNOWLEDGEMENT | | | | Assessment Year 2025-26 |
|---|--|---------------------------------|-----------------|-------------------------------|
| [Where the data of the Return of Income in Form ITR-1(SAHA)], ITR-2, ITR-3, ITR-4(SUGAM), ITR-5, ITR-6, ITR-7 filed and verified] (Please see Rule 12 of the Income-tax Rules, 1962) | | | | |
| PAN | AABTB5026G | | | |
| Name | B S ABDUR RAHMAN CRESCENT INSTITUTE OF SCIENCE AND TECHNOLOGY | | | |
| Address | vandalur estate , Tambaram H.O, Tambaram , KANCHIPURAM , 29-Tamil Nadu, 91-INDIA, 600045 | | | |
| Status | 05-AOP/BOI | Form Number | ITR-7 | |
| Filed u/s | 139(1)-On or before due date | e-Filing Acknowledgement Number | 297618561271025 | |
| Taxable Income and Tax Details | Current Year business loss, if any | 1 | 0 | |
| | Total Income | 1A | 0 | |
| | Book Profit under MAT, where applicable | 2 | 0 | |
| | Adjusted Total Income under AMT, where applicable | 3 | 0 | |
| | Net tax payable | 4 | 0 | |
| | Interest and Fee Payable | 5 | 0 | |
| | Total tax, interest and Fee payable | 6 | 0 | |
| | Taxes Paid | 7 | 62,84,390 | |
| Accreted Income and Tax Detail | (+) Tax Payable /(-) Refundable (6-7) | 8 | (-) 62,84,390 | |
| | Accreted Income as per section 115TD | 9 | 0 | |
| | Additional Tax payable u/s 115TD | 10 | 0 | |
| | Interest payable u/s 115TE | 11 | 0 | |
| | Additional Tax and interest payable | 12 | 0 | |
| | Tax and interest paid | 13 | 0 | |
| | (+) Tax Payable /(-) Refundable (12-13) | 14 | 0 | |
| This return has been digitally signed by <u>ABDUL QADIR</u> in the capacity of <u>Others</u> having PAN <u>AAHPB0035F</u> from IP address <u>122.164.85.187</u> on <u>27-Oct-2025 21:35:09</u> DSC SI.No & Issuer <u>3035616</u> & <u>25994627CN=e-Mudhra Sub CA for Class 3 Individual 2022,OU=Certifying</u> <u>Authority,O=eMudhra Limited,C=IN</u> | | | | |
| System Generated |  AABTB5026G0729761856127102565a3eec4a098ce3ebf14fe3c77cb658a161bfb0d | | | |
| Barcode/QR Code | | | | |
| DO NOT SEND THIS ACKNOWLEDGEMENT TO CPC, BENGALURU | | | | |

B.S.ABDUR RAHMAN INSTITUTE OF SCIENCE & TECHNOLOGY,VANDALUR
SEETHAKATHI ESTATE, VANDALUR, CHENNAI - 600 048
ASSESSMENT YEAR 2025-2026

STATEMENT SHOWING RECEIPTS AND APPLICATIONS OF FUNDS
FOR THE YEAR ENDED 31.03.2025

| Particulars | Amount (Rs.) | Amount (Rs.) |
|---|------------------|----------------|
| I | | |
| Total Income as per the Income and Expenditure Account | | 2,18,66,61,736 |
| Total Expenditure as per the Income and Expenditure Account | 1,55,05,62,274 | |
| Less: Donation to Another Trust (Rs. 8,92,00,000* 15%) | (1,33,80,000) | |
| Add: Additions to Fixed Assets | 12,52,44,075 | |
| Add: Amount actually paid during the previous year which accrued during any earlier previous year but not claimed as application of income in earlier previous year | 28,57,279 | |
| Less: Depreciation | (13,02,20,185) | |
| Less: WDV of Fixed Assets | (2,17,287) | |
| | 1,53,48,46,156 | |
| Less: Amount actually not paid during the previous year | (11,51,452) | |
| Total Expenditure applied during the Previous Year 24-25 | 1,53,36,94,704 | 1,53,36,94,704 |
| Excess of Income over Expenditure | | 65,29,67,032 |
| II | | |
| 85% Income as per Income and Expenditure Account | 1,85,86,62,475 | |
| Less: Total Expenditure applied during the Previous Year 24-25 | (1,53,36,94,704) | |
| Add: Donation to Another Trust (Rs. 8,92,00,000* 15%) | 1,33,80,000 | |
| Shortfall | | 33,83,47,771 |
| III | | |
| 15% of Income | 32,79,99,260 | |
| Less: Donation to Another Trust to the extent of 15% | (1,33,80,000) | |
| Income accumulated or set apart for application to charitable or religious purposes or stated objects of trust or institution to the extent it does not exceed 15 % of the income | | 31,46,19,260 |

Note: The Trust has to spend 85% of its income Rs.1,85,86,62,475,. Whereas the Trust has Spent Rs.1,53,36,94,704/- during the year. Hence the trust has file form 10 for Rs.33,83,47,771 dt 29/08/2025 as per provisions of sub section (2) of section 11 of the Income Tax Act 1961.

| Tax Particulars | |
|-------------------------|-----------|
| Tax on the above Income | NIL |
| Less: TDS Receivable | 61,08,787 |
| Less: TCS Receivable | 1,75,602 |
| Refund due | 62,84,389 |

Place : Chennai
Date :

As per Our Report on the even date

N.C. RAJAGOPAL & CO
CHARTERED ACCOUNTANTS
No.22, Krishnaswamy avenue, Mylapore,
FR No: 0003398S

Sumithra Ravichandran
(Mrs.SUMITHRA RAVICHANDRAN. FCA.,)
PARTNER
M NO:204068



| Accumulated Table for Form 10 filed on 27-09-2022 | | | | | |
|---|-----------------|---------------------------|--------------------|-----------------|-----------------|
| AY | Opening Balance | Current Year Accumulation | Total Accumulation | Amount Utilised | Closing Balance |
| 2022-23 | - | 2532,44,021 | 2532,44,021 | - | 2532,44,021 |
| 2023-24 | 2532,44,021 | - | 2532,44,021 | - | 2532,44,021 |
| 2024-25 | 2532,44,021 | - | - | - | 2532,44,021 |
| 2025-26 | 2532,44,021 | - | - | - | 2532,44,021 |
| 2026-27 | - | - | - | - | - |

| Accumulated Table for Form 10 filed on 28-10-2023 | | | | | |
|---|-----------------|---------------------------|--------------------|-----------------|-----------------|
| AY | Opening Balance | Current Year Accumulation | Total Accumulation | Amount Utilised | Closing Balance |
| 2023-24 | - | 640,65,710 | 640,65,710 | - | 640,65,710 |
| 2024-25 | 640,65,710 | - | 640,65,710 | - | 640,65,710 |
| 2025-26 | 640,65,710 | - | 640,65,710 | - | 640,65,710 |
| 2026-27 | - | - | - | - | - |
| 2027-28 | - | - | - | - | - |

| Accumulated Table for Form 10 filed on 30/08/2024 | | | | | |
|---|-----------------|---------------------------|--------------------|-----------------|-----------------|
| AY | Opening Balance | Current Year Accumulation | Total Accumulation | Amount Utilised | Closing Balance |
| 2024-25 | - | 4594,17,891 | 4594,17,891 | - | 4594,17,891 |
| 2025-26 | 4594,17,891 | - | - | - | 4594,17,891 |
| 2026-27 | - | - | - | - | - |
| 2027-28 | - | - | - | - | - |
| 2028-29 | - | - | - | - | - |

| Accumulated Table for Form 10 filed on 29/08/2025 | | | | | |
|---|-----------------|---------------------------|--------------------|-----------------|-----------------|
| AY | Opening Balance | Current Year Accumulation | Total Accumulation | Amount Utilised | Closing Balance |
| 2025-26 | - | 3383,47,772 | - | - | 3383,47,772 |
| 2026-27 | - | - | - | - | - |
| 2027-28 | - | - | - | - | - |
| 2028-29 | - | - | - | - | - |
| 2029-30 | - | - | - | - | - |



B.S.Abdur Rahman Institute of Science & Technology
Seethakathi Estate , Vandalur, Chennai - 600 048

Assesment Year 2025-2026
Consolidated Balance sheet at 31.03.2025

| Particulars | Sch No | As at 31st March 2025 | | As at 31st March 2024 | |
|---------------------------------|--------|-----------------------|---------------------|-----------------------|---------------------|
| | | Amount (Rs.) | Amount (Rs.) | Amount (Rs.) | Amount (Rs.) |
| I Sources of Fund: | | | | | |
| 1 General fund | I | 27529,26,668 | | 21168,27,239 | |
| 2 Loans & Advances | II | 115,49,600 | | 110,59,600 | |
| 3 Endowment Fund | III | 5,45,000 | | 5,45,000 | |
| Total | | | 27650,21,267 | | 21284,31,839 |
| II Application of Funds | | | | | |
| Fixed Assets | | | | | |
| Gross Block | | 8589,70,051 | | 9036,10,488 | |
| Add: Additions | | 1252,44,075 | | 822,43,343 | |
| Less: Deletions | | 2,17,286 | | 14,45,374 | |
| Less: Depreciation | IV | 1302,20,185 | | 1254,38,400 | |
| Net Block | | | 8537,76,655 | | 8589,70,057 |
| | | | 17780,40,824 | | |
| Other Non Current Assets | | | | | |
| Capital work in progress | IV | 7940,43,984 | 7940,43,984 | 3091,17,972 | 3091,17,972 |
| Current Assets | V | 11357,80,045 | | 9961,79,425 | |
| Less: Current Liabilities | VI | 185,79,417 | | 358,35,615 | |
| Net Current Assets | | | 11172,00,628 | | 9603,43,810 |
| Total | | | 27650,21,267 | | 21284,31,839 |

For B.S.Abdur Rahman Crescent
Institute of Science &
Technology

As per Our Report on the even date

N.C. RAJAGOPAL & CO
CHARTERED ACCOUNTANTS

No.22, Krishnaswamy avenue, Mylapore,
Chennai -600 004

FR No: 033985

Sumithra Ravichandran

(Mrs.SUMITHRA RAVICHANDRAN. FCA.,)

PARTNER

M NO:204068



TRUSTEES

Place : Chennai

Date :

B.S.Abdur Rahman Institute of Science & Technology
Seethakathi Estate , Vandalur, Chennai - 600 048

Assesment Year 2025-2026

Consolidated Income & Expenditure account for the year ending 31.03.2025

| Particulars | | Sch No | As at 31st March 2025 | | As at 31st March 2024 | |
|-------------|-----------------------------------|--------|-----------------------|--------------|-----------------------|--------------|
| | | | Amount (Rs.) | Amount (Rs.) | Amount (Rs.) | Amount (Rs.) |
| I | Income | VII | 21866,61,736 | | 20935,58,744 | |
| | Total | | | 21866,61,736 | | 20935,58,744 |
| II | Expenditure | | | | | |
| | Administration Overheads | VIII | 6210,84,245 | | 6046,94,842 | |
| | Salary Expenses | X | 7985,24,736 | | 6909,90,748 | |
| | Finance Cost | IX | 5,15,822 | | 6,90,354 | |
| | WDV of Fixed Assets sold | | 2,17,287 | | 14,45,374 | |
| | Depreciation | IV | 1302,20,185 | 15505,62,274 | 1254,38,400 | 14232,59,718 |
| | Excess of Income over Expenditure | | | 6360,99,462 | | 6702,99,026 |
| | Total | | | 21866,61,736 | | 20935,58,744 |

As per Our Report on the even date

For B.S.Abdur Rahman Crescent
Institute of Science & Technology

N.C. RAJAGOPAL & CO
CHARTERED ACCOUNTANTS

No.22, Krishnaswamy avenue, Mylapore,
Chennai - 600 004.

FR No: 03398S

Sumithra Ravichandran

(Mrs.SUMITHRA RAVICHANDRAN. FCA)

PARTNER

M NO:204068



TRUSTEES

Place : Chennai

Date :

B.S.Abdur Rahman Institute of Science & Technology
Seethakathi Estate , Vandalur, Chennai - 600 048

Assesment Year 2025-26
Consolidated Schedules Balance Sheet at 31.03.2025

| Particulars | BSA Society | BSA University | KBA Men's Hostel | TBAK Ladies Hostel | Canteen | Total |
|---|--------------------|---|--------------------|--------------------|--------------------|---------------------|
| Schedule I | | | | | | |
| <u>General Fund</u> | | | | | | |
| Opening Balance | 1185,49,220 | ✓ 14642,62,007 | 4222,37,123 | 1164,56,384 | (46,77,525) | 21168,27,208 |
| Add/(Less):- | | | | | | |
| Excess/(Deficit) of Income over Expenditure | (22,892) | ✓ 5473,72,494 | 483,09,645 | 427,85,147 | (23,44,934) | 6360,99,460 |
| Closing Balance | 1185,26,328 | 20116,34,500 <i>547322494</i> | 4705,46,768 | 1592,41,531 | (70,22,459) | 27529,26,668 |
| Schedule II | | | | | | |
| <u>Loans & Advances</u> | | | | | | |
| Caution Deposit | | 108,18,600 | 2,85,000 | 4,46,000 | | 115,49,600 |
| Bank Loan | | ✓ - | - | - | | - |
| Closing Balance | - | 108,18,600 | 2,85,000 | 4,46,000 | - | 115,49,600 |
| Schedule III | | | | | | |
| <u>Endowment Fund</u> | | | | | | |
| Indian Cultural Research Trust | | 5,45,000 | - | | | 5,45,000 |
| Closing Balance | - | 5,45,000 | - | - | - | 5,45,000 |
| TOTAL SOURCES OF FUNDS | 1185,26,328 | 20229,98,100 | 4708,31,768 | 1596,87,531 | (70,22,459) | 27650,21,267 |
| Schedule IV | | | | | | |
| <u>Fixed Assests</u> | | | | | | |
| Opening Balance | | ✓ 7584,65,464 | 839,98,852 | 163,97,570 | 1,08,165 | 8589,70,051 |
| Add: Additions | | 1126,72,400 | 82,35,192 | 43,36,483 | - | 1252,44,075 |
| Less: Deletions | | 2,17,286 | - | - | - | 2,17,286 |
| Less: Depreciation | | 1174,44,682 | 100,97,446 | 26,64,024 | 14,033 | 1302,20,185 |
| Closing Balance | - | ✓ 7534,75,897 | 821,36,597 | 180,70,029 | 94,132 | 8537,76,655 |



| | | | | | | |
|---|--------------------|---------------------|---------------------|-------------------|--------------------|---------------------|
| Other Non Current Assets | | | | | | |
| Capital work in progress | - | 3272,25,826 | 4088,79,888 | 579,38,270 | - | 7940,43,984 |
| Schedule V | | | | | | |
| <u>Current Assets</u> | | | | | | |
| <u>Branch Balances</u> | | | | | | |
| B.S Abdur Rahman university | 46,67,377 | | (847,96,308) | 408,72,945 | (55,40,874) | (447,96,860) |
| KBA Mens Hostel | | 847,96,308 | - | (171,31,692) | - | 676,64,616 |
| TBAK Ladies Hostel | | (408,72,945) | 171,31,692 | | - | (237,41,253) |
| B.S Abdur Rahman Science and Technology | | (46,67,377) | - | | - | (46,67,377) |
| Crescent Canteen | | 55,40,874 | - | | - | 55,40,874 |
| Total | 46,67,377 | ✓ 447,96,860 | (676,64,616) | 237,41,253 | (55,40,874) | 0 |
| <u>Other Loans and Advances</u> | | | | | | |
| All India Islamic Foundation | | (299,61,805) | - | | - | (299,61,805) |
| Crescent General Stores | | 22,24,505 | - | | (28,30,100) | (6,05,595) |
| Total | - | (277,37,300) | - | - | (28,30,100) | (305,67,401) |
| <u>Cash & Bank Balances</u> | | | | | | |
| Cash-in-hand | | 6,17,434 | ✓ 16,164 | 6,033 | 1,84,406 | 8,24,037 |
| Bank Balances | 138,66,952 | 870,29,069 | ✓ 117,86,980 | 25,35,614 | 7,41,796 | 1159,60,411 |
| Total | 138,66,952 | 876,46,503 | 118,03,144 | 25,41,647 | 9,26,202 | 1167,84,448 |
| <u>Deposits</u> | | | | | | |
| Fixed Deposits | 1000,00,000 | 7261,73,813 | ✓ 125,70,694 | | - | 8387,44,507 |
| Other Deposits | | 118,96,348 | 89,05,761 | 583,80,655 | - | 791,82,764 |
| Total | 1000,00,000 | 7380,70,161 | ✓ 214,76,455 | 583,80,655 | - | 9179,27,271 |



| | | | | | | | |
|-------------------------------------|-------------|-------------|--------------|-------------|-------------|--------------|--------------|
| <u>Loans & Advances(Assets)</u> | | | | | | | |
| Estate Office Staff Salary Advance | | 13,07,644 | | | | 13,07,644 | |
| Festival Advance | | 17,09,000 | | | | 17,09,000 | |
| Advance Vechile | | 23,89,329 | | | | 23,89,329 | |
| Staff Advance | | 4,32,500 | 7,40,000 | | 1,11,800 | 12,84,300 | |
| Salary Advance | | | | 97,500 | | 97,500 | |
| Hostel Day Advance | | | | 35,000 | | 35,000 | |
| Aavin Deposit | | | | | 1,000 | 1,000 | |
| PEPSI-(Security Deposit) | | | | | 70,000 | 70,000 | |
| Total | - | 58,38,473 | 7,40,000 | 1,32,499 | 1,82,800 | 68,93,772 | |
| <u>Inventory</u> | | | - | | 2,56,690 | 2,56,690 | |
| <u>Receivables</u> | | | | | | | |
| Sundry Debtors | | 972,53,354 | 167,78,081 | (11,678) | 38,301 | 1140,58,058 | |
| Dept Advance | | 104,27,207 | | | - | 104,27,207 | |
| Closing Balance | 1185,34,329 | 9562,95,258 | (168,66,936) | 847,84,376 | (69,66,981) | 11357,80,045 | |
| | | | | | | | |
| Schedule VI | | | | | | | |
| <u>Current Liabilities</u> | | | | | | | |
| <u>Projects</u> | | | | | | | |
| | | 26,60,539 | - | | | 26,60,539 | |
| Total | - | 26,60,539 | - | - | - | 26,60,539 | |
| <u>Sundry Creditors</u> | | | | | | | |
| Sundry Creditors | 8,000 | 113,38,340 | 24,57,001 | 11,05,144 | 1,49,611 | 150,58,096 | |
| Total | 8,000 | 113,38,340 | 24,57,001 | 11,05,144 | 1,49,611 | 150,58,096 | |
| Employee Benefits Payable | | | 22,716 | | | 22,716 | |
| Statutory Due Payables | | | 8,38,066 | | | 8,38,066 | |
| Other Payables | | | | | | - | |
| Total | - | - | 8,60,781 | - | - | 8,60,782 | |
| Closing Balance | 8,000 | 139,98,880 | 33,17,782 | 11,05,144 | 1,49,611 | 185,79,417 | |
| | | | | | | | |
| TOTAL APPLICATION OF FUNDS | | 1185,26,329 | 20229,98,100 | 4708,31,768 | 1596,87,531 | (70,22,459) | 27650,21,268 |



| | | | | | | |
|---------------------------------|-----------------|---------------------|--------------------|-------------------|-------------------|---------------------|
| Schedule VII | | | | | | |
| Income | 79,898 | 18439,06,284 | 2307,05,594 | 767,53,378 | 348,91,581 | 21863,36,736 |
| Sale of Fixed Asset | | 3,25,000 | - | - | - | 3,25,000 |
| Change in Stock | | | - | | | - |
| | 79,898 | 18442,31,284 | 2307,05,594 | 767,53,378 | 348,91,581 | 21866,61,736 |
| Schedule VIII | | | | | | |
| Administration Overheads | 1,02,500 | 4242,46,083 | 1417,53,406 | 253,41,310 | 296,40,945 | 6210,84,245 |
| | 1,02,500 | 4242,46,083 | 1417,53,406 | 253,41,310 | 296,40,945 | 6210,84,245 |
| Schedule IX | | | | | | |
| <u>Finance Cost</u> | | | | | | |
| Bank Charges | 290 | 5,01,961 | 13,571 | | - | 5,15,822 |
| Bank Interest paid | | | | | - | - |
| | 290 | 5,01,961 | 13,571 | - | - | 5,15,822 |
| Schedule X | | | | | | |
| <u>Employees Cost</u> | | | | | | |
| Salary Expenses | | 7544,48,778 | 305,31,526 | 59,62,896 | 75,81,536 | 7985,24,736 |
| | - | 7544,48,778 | 305,31,526 | 59,62,896 | 75,81,536 | 7985,24,736 |
| Depreciation | | 1174,44,682 | 100,97,446 | 26,64,024 | 14,033 | 1302,20,185 |
| | - | 1174,44,682 | 100,97,446 | 26,64,024 | 14,033 | 1302,20,185 |
| WDV of Fixed Assets sold | | 2,17,287 | | - | | 2,17,287 |
| | - | 2,17,287 | - | - | - | 2,17,287 |
| Total | 1,02,790 | 12968,58,790 | 1823,95,950 | 339,68,230 | 372,36,514 | 15505,62,274 |
| | | | | | | |



B.S.Abdur Rahman Crescent Institute of Science and Technology (Society)
Seethakathi Estate Vandalur, Chennai 600048
Assessment Year 2025 - 2026

Balance Sheet as at 31st March, 2025

| Particulars | | Note No. | AS AT 31.03.2025 | AS AT 31.03.2024 |
|--------------------------------|--|----------|--------------------|--------------------|
| | | | (Amount in Rs.) | (Amount in Rs.) |
| I SOURCES OF FUNDS | | | | |
| 1. NPO Funds | | | | |
| (a) Unrestricted Funds | | 1 | 1185,26,328 | 1185,49,220 |
| | | | 1185,26,328 | 1185,49,220 |
| 2. Current Liabilities | | | | |
| (a) Payables | | 2 | 8,000 | - |
| | | | 8,000 | - |
| Total | | | 1185,34,328 | 1185,49,220 |
| II APPLICATION OF FUNDS | | | | |
| 1. Current Assets | | | | |
| (a) Cash and Bank balances | | 3 | 1138,66,951 | 2,39,276 |
| (b) Other Current Assests | | 4 | 46,67,377 | 1183,09,944 |
| | | | 1185,34,328 | 1185,49,220 |
| Total | | | 1185,34,328 | 1185,49,220 |

The accompanying notes are an integral part of the financial statements

For B.S.Abdur Rahman Crescent Institute
of Science & Technology

As per our report on even date

For N.C. Rajagopal & Co.,
Chartered Accountants
FRN: 003398S

Sumithra Ravichandran
Mrs.Sumithra Ravichandran
Partner
Membership no. 204068



[Signature]
TRUSTEES

Place : Chennai
Date :

B.S.Abdur Rahman Crescent Institute of Science and Technology (Society)
Seethakathi Estate Vandalur, Chennai 600048
Assessment Year 2025 - 2026


INCOME & EXPENDITURE ACCOUNT FOR THE PERIOD ENDING 31st March 2025

| PARTICULARS | Note No. | 01.04.2024 To 31.03.2025 | 01.04.2023 To 31.03.2024 |
|---|----------|-----------------------------|-----------------------------|
| | | Amount in Rs. | Amount in Rs. |
| I Other Income | 5 | 79,898 | 4,856 |
| II Total Income (I+II) | | 79,898 | 4,856 |
| III Expenses: | | | |
| (a) Other Expenses | 6 | 102,790 | 47 |
| Total Expenses | | 102,790 | 47 |
| IV Excess of Income over Expenditure for the year (III- IV) | | -22,892 | 4,809 |
| Balance transferred to General Fund | | -22,892 | 4,809 |
| The accompanying notes are an integral part of the financial statements | | | |

For B.S.Abdur Rahman Crescent Institute of
Science & Technology

As per our report on even date

For N.C. Rajagopal & Co.,
Chartered Accountants
FRN: 003398S



Sumithra Ravichandran
Mrs.Sumithra Ravichandran
Partner
Membership no. 204068

TRUSTEES

Place : Chennai
Date :

B.S.Abdur Rahman Crescent Institute of Science and Technology (Society)

Notes forming part of the Financial Statements for the year ended 31st March, 2025

| 1 | PARTICULARS | AS AT 31.03.2025 Amount in Rs. | AS AT 31.03.2024 Amount in Rs. |
|-----|--|-----------------------------------|-----------------------------------|
| (a) | Unrestricted Funds | | |
| | Income and Expenditure Account | | |
| | Balance as per previous year | 1185,49,220 | 1185,44,411 |
| | Add: Funds transferred/received during the year | -22,892 | 4,809 |
| | Total | 1185,26,328 | 1185,49,220 |
| 2 | Payables | | |
| (a) | Total outstanding dues of micro, small and medium enterprises | - | - |
| (b) | Total outstanding dues of creditors other than micro, small and medium enterprises | 8,000 | - |
| | Total | 8,000 | - |
| 3 | Cash and Bank Balances | | |
| A | Cash and cash equivalents | | |
| (a) | Balance with Banks | 138,66,951 | 2,39,276 |
| | | 138,66,951 | 2,39,276 |
| B | Other Bank Balances | | |
| (a) | Bank Deposits | 1000,00,000 | - |
| | Total (A+B) | 1138,66,951 | 2,39,276 |
| 4 | Other Current Assests | | |
| A | Branch/Division | | |
| | B.S. Abdurrahman University A/c | 46,67,377 | 1183,09,944 |
| | Total | 46,67,377 | 1183,09,944 |
| 5 | Other Income | | |
| (a) | Interest income | 79,898 | 4,856 |
| | Total | 79,898 | 4,856 |
| 6 | Other Expenses | | |
| (a) | Legal Charges | 3,300 | - |
| (b) | Professional Fees Paid | 99,200 | - |
| (c) | Bank Charges | 290 | 47 |
| | Total | 1,02,790 | 47 |



B.S.Abdur Rahman Crescent Institute of Science & Technology
Seethakathi Estate , Vandalur, Chennai - 600 048

Assesment Year 2025-2026
Balance sheet as at 31.03.2025

| Particulars | Sch No | As at 31.03.2025 | | As at 31.03.2024 | |
|--------------------------------|--------|------------------|---------------------|------------------|---------------------|
| | | Amount(Rs.) | Amount(Rs.) | Amount(Rs.) | Amount(Rs.) |
| I. Sources of Fund: | | | | | |
| General fund | 1 | 20116,34,500 | | 14642,62,036 | |
| Loans & Advances | 2 | 108,18,600 | | 100,73,600 | |
| Endowment fund | 3 | 5,45,000 | | 5,45,000 | |
| Branch Balances | | | | 3508,71,530 | |
| Total | | | 20229,98,100 | | 18257,52,166 |
| II Application of Funds | | | | | |
| Fixed Assets | | | | | |
| Gross Block | | 7584,65,464 | | 8013,12,313 | |
| Add: Additions | | 1126,72,400 | | 714,66,816 | |
| Less: Deletions | | 2,17,287 | | 14,45,374 | |
| Less: Depreciation | 4 | 1174,44,682 | | 1128,68,284 | |
| Net Block | | | 7534,75,896 | | 7584,65,471 |
| Branch Balances | 5 | 447,96,860 | 447,96,860 | | |
| Other Non Current Assets | | | | | |
| Capital work in progress | 6 | 3272,25,826 | 3272,25,826 | 1736,04,478 | 1736,04,478 |
| Current Assets | 7 | 9392,35,699 | | 9126,35,628 | |
| Less: Current Liabilities | 7 | 417,36,181 | | 189,53,411 | |
| Net Current Assets | | | 8974,99,518 | | 8936,82,217 |
| Total | | | 20229,98,100 | | 18257,52,166 |

For B.S.Abdur Rahman Crescent
Institute of Science & Technology

As per our report on even date

TRUSTEES

N.C. RAJAGOPAL & CO
CHARTERED ACCOUNTANTS
No.22, Krishnaswamy avenue, Mylapore,
Chennai - 600 004.
FR No: 03398S



Sumithra Ravichandran
MRS. SUMITHRA RAVICHANDRAN
PARTNER
M NO:204068

Place : Chennai
Date :

B.S.Abdur Rahman Crescent Institute of Science & Technology
Seethakathi Estate , Vandalur, Chennai - 600 048

Assesment Year 2025-2026
Income & Expenditure Account For The Year Ended 31-03-2025

| Particulars | Sch No | A.Y.2025-2026 Amount (Rs.) | A.Y.2024-25 Amount (Rs.) |
|---|--------|-------------------------------|-----------------------------|
| I.Income | | | |
| Income | 8 | 18439,06,284 | 17710,28,958 |
| Sale of Fixed Asset | 4 | 3,25,000 | 7,55,050 |
| Total | | 18442,31,284 | 17717,84,008 |
| II.Expenditure | | | |
| Direct Expenses- Education | 9 | 3821,33,903 | 4106,75,747 |
| Employee Costs | 10 | 7544,48,778 | 6519,93,782 |
| Finance Cost | 11 | 5,01,961 | 6,63,969 |
| Other Expenses | 12 | 421,12,180 | - |
| Depreciation | 4 | 1174,44,682 | 1128,68,284 |
| WDV of Fixed Assets sold | 4 | 2,17,287 | 14,45,374 |
| Total | | 12968,58,791 | 11776,47,156 |
| III.Excess of Income Over Expenditure (I-II) | | 5473,72,494 | 5941,36,851 |

**For B.S.Abdur Rahman Crescent Institute of
Science & Technology**

As per our report on even date




TRUSTEES

N.C. RAJAGOPAL & CO
CHARTERED ACCOUNTANTS
No.22, Krishnaswamy avenue, Mylapore,
Chennai - 600 004.
FR No: 03398S




MRS. SUMITHRA RAVICHANDRAN
PARTNER
M NO:204068

Place: Chennai
Date:

B.S.Abdur Rahman Crescent Institute of Science & Technology
Seethakathi Estate , Vandalur, Chennai - 600 048

Assesment Year 2025-2026
Income & Expenditure Account For The Year Ended 31-03-2025

| Particulars | Sch No | A.Y.2025-2026 Amount (Rs.) | A.Y.2024-25 Amount (Rs.) |
|---|--------|-------------------------------|-----------------------------|
| I.Income | | | |
| Income | 8 | 18439,06,284 | 17710,28,958 |
| Sale of Fixed Asset | 4 | 3,25,000 | 7,55,050 |
| Total | | 18442,31,284 | 17717,84,008 |
| II.Expenditure | | | |
| Direct Expenses- Education | 9 | 3821,33,903 | 4106,75,747 |
| Employee Costs | 10 | 7544,48,778 | 6519,93,782 |
| Finance Cost | 11 | 5,01,961 | 6,63,969 |
| Other Expenses | 12 | 421,12,180 | - |
| Depreciation | 4 | 1174,44,682 | 1128,68,284 |
| WDV of Fixed Assets sold | 4 | 2,17,287 | 14,45,374 |
| Total | | 12968,58,791 | 11776,47,156 |
| III.Excess of Income Over Expenditure (I-II) | | 5473,72,494 | 5941,36,851 |

**For B.S.Abdur Rahman Crescent Institute of
Science & Technology**

As per our report on even date


TRUSTEES

N.C. RAJAGOPAL & CO
CHARTERED ACCOUNTANTS
No.22, Krishnaswamy avenue, Mylapore,
Chennai - 600 004.
FR No: 03398S

Place: Chennai
Date:


MRS. SUMITHRA RAVICHANDRAN
PARTNER
M NO:204068



| B.S.Abdur Rahman Crescent Institute of Science & Technology Seethakathi Estate , Vandalur, Chennai - 600 048 Assesment Year 2025-2026 Schedules to Financials as on 31.03.2025 | |
|---|-----------------------------|
| Particulars | AY 25-26 (Amount in Rs.) |
| Schedule 1 | |
| General Fund | |
| Opening Balance | 14642,62,007 |
| Add : Donation | - |
| Add/(Less):- | 14642,62,007 |
| Excess of Income over Expenditure | 5473,72,494 |
| Closing Balance - General Fund | 20116,34,500 |
| Schedule 2 | |
| Loans (Liability) | |
| Caution Deposit | 108,18,600 |
| Closing Balance - Loans(Liability) | 108,18,600 |
| Schedule 3 | |
| Endowment Fund | |
| Indian Cultural Research Trust | 5,45,000 |
| Closing Balance - Endowment Fund | 5,45,000 |
| Schedule 5 | |
| Branch Balances | |
| B.S. Abdur Rahman Science and Technology | (46,67,377) |
| Kba Mens Hostel Bsau | 847,96,308 |
| T B A K Womens Hostel | (408,72,945) |
| Crescent Canteen | 55,40,874 |
| | 447,96,860 |
| Schedule 6 | |
| Current Assets | |
| Cash & Bank Balances | |
| Cash-in-hand | 6,17,434 |
| Chief Co-Ordinator AICTE - Margdarshan A/c 32786 | 4,24,115 |
| Bsacist A/c No 19285 (Dept of It) | 7,29,954 |
| Bsacist A/c No 19340 (Dept of Ece) | 2,62,146 |
| Bsacist A/c No 28406 (Iqac) | 42 |
| Bsacist A/c No 571 (Apple Ios) | 81,480 |
| Centre for Distance and Online Education 29026 | 507 |
| Centre for Sustainable Development A/c No 28127 | 78,802 |
| Ciic A/c No28816 | 126 |
| Controller of Examination A/c No 13097 | 1,894 |
| Crescent School of Law A/c No 25314 | 1,03,244 |
| Dean A A A/c No 23869 | 10,378 |
| Dean Academic Research A/c No 19247 | 1,91,037 |
| Dean Crescent School of Architecture A/c No 19782 | 30,24,552 |
| Dean Crescent School of Business A/c No 27060 | 2,71,817 |
| Dean Crescent School of Pharmacy 25070 | 49,774 |
| Dean School of Life Science A/c No 19853 | 10,42,473 |
| Dean Scims A/c No 19341 | 12,620 |
| Dean Social Science and Humanities A/c No 19343 | 66,524 |
| Dean Student Affairs A/c No 26464 | 5,73,131 |
| Dept of Aerospace Engineering A/c No 19628 | 1,64,734 |
| Dept of Automobile Engineering A/c No 19421 | 1,55,879 |
| Dept of Chemistry A/c No 13902 | 96,155 |
| Dept of Chemistry A/c No 19360 | 13,032 |
| Dept of Civil Engineering A/c No 19251 | 1,80,996 |
| Dept of Commerce A/c No 25027 | 4,27,507 |
| Dept of Computer Application A/c No 19655 | 94,928 |
| Dept of Computer Science A/c No 19284 | 2,25,539 |
| Dept of Eee A/c No 19248 | 1,45,610 |
| Dept of English A/c No 19357 | 2,832 |
| Dept of Mechanical Engineers A/c No 19388 | 2,94,237 |
| Dept of Physics A/.C No 19366 | 42,191 |
| Director Admission A/c No 25389 | 3,495 |
| Director Physical Education A/c No 19407 | 43,450 |
| ECE Student Chapter A/c No. 6395 | 2,72,938 |



| | |
|---|--------------------|
| Electronics & Instrumentation Engineering 19322 | 42,089 |
| H O D Management Studies A/c No 19310 | 3,72,650 |
| Hod Mathamatics Dept A/c No 21412 | 58,393 |
| Hod Polymer Engineering A/c No 19913 | 18,777 |
| Indian Overseas Bank 15256 (Cau.Depo) | 30,07,247 |
| Indian Overseas Bank 19354 (Sponsered Research Proj | 9,28,725 |
| Indian Over Seas Bank 23503(Karthikeyan Ramalingam | 5,283 |
| Indian Overseas Bank 25382 (Kadiresh Project Aero) | 54 |
| Indian Overseas Bank 30546 (Data Centre) | 58 |
| Indian Overseas Bank 786 | 603,12,102 |
| Indian Over Seas Bank A/c 25793 (Basheer Ahamed Pro | 1,978 |
| Indian Overseas Bank A/c 440 | 24,36,913 |
| Indian Overseas Bank A/c No 20175 (Sponserd Projec | 12,70,483 |
| Indian Overseas Bank A/c No 460 | 25,46,112 |
| INDIAN OVERSEAS BANK BUS FEES A/C 19195 | 40,10,496 |
| I O B 23831 P F M S A/C | 19,11,682 |
| I O B A/c No 19299 | 1,39,078 |
| I O B A/c No 20741 (Fitness Centre Fees A/c) | 6,64,226 |
| Iob A/c No 26571 A/c Asohk Kumar Project (Life Sc | 10,070 |
| National Cadet Corps A/c No. 29790 | 581 |
| Placement Cell A/c No 19405 | 746 |
| Professor Incharges of Library A/c No 19912 | 1,40,237 |
| School of Islamic Studies 19719 | 42,760 |
| T.M.B Ltd 096100050006096 | 20,191 |
| Total | 876,46,503 |
| Deposits | |
| 165704000007360 (0264002)(22.01.2025) | 2500,00,000 |
| 165704511400696 (0874068)(16.11.2024) | 35,81,661 |
| 165704511500986(0208484)(22.12.2025) | 8,01,380 |
| Dr. Raja Sir Muttiah Chettiar Endowment | 5,00,000 |
| Fd No 165704000000611(0487177)(28.12.2021) | 12,90,772 |
| F D No 165704000005986 (0263581)(19.01.2024) | 1000,00,000 |
| F D No 165704000006022 (0263809)(1.02.2024) | 500,00,000 |
| F D No 165704000007359 (0264001)(22.01.2025) | 1000,00,000 |
| Fd No 165704000007400 (0264020)(1.02.205) | 700,00,000 |
| Fd No 165704000007402 (0264021)(1.02.2025) | 500,00,000 |
| Fd No 165704000007441 (0264037)(13.02.2025) | 1000,00,000 |
| Balsubramaniam Auto Disel Centre | 1,52,351 |
| Cylinder Deposit | 21,400 |
| Electricity Deposit | 102,02,078 |
| Endowment Deposit | 10,00,000 |
| Iit Membership Deposit | 12,000 |
| Petrol Deposit | 2,000 |
| Security Deposit | 1,50,000 |
| Telephone Deposit | 53,719 |
| Watercharges Deposit | 3,02,800 |
| Total | 7380,70,161 |



| | |
|---|-------------------|
| Loans & Advances(Assets) | |
| Advance Vehicle | 23,89,329 |
| Estate Office Staff Salary Advance | 13,07,644 |
| Festival Advance | 17,09,000 |
| Non Teach Staff Salary Advance | 4,32,500 |
| Total | 58,38,473 |
| Schedule 7 | |
| Receivables | |
| Dept Advance | 104,27,207 |
| Others | |
| Accured Intrest Receivable | 102,27,837 |
| Advance A/c (Maint) | 25,000 |
| Auk Computing Private Ltd | (544) |
| Bulk Sms Security Deposit | 10,000 |
| Dept Estate Office | 1,15,000 |
| G J Multi Galve Indian P Ltd (Adv) | 50,000 |
| Gst Tds Receivable | 11,966 |
| J D Enterprises(Adv) | 4,23,365 |
| Kankyo Clean Tech India P Ltd | 38,173 |
| Kolapakkam Staff Qtrs Advance | 1,38,000 |
| Kunrathur Town Panchayat | 3,224 |
| Labour Shed (Constrctuion)Security Deposit | 6,00,000 |
| Madurai Campus Staff House Rental Advance | 25,000 |
| Madurai Off Campus Rental Advance | 6,00,000 |
| Mahindra and Mahindra Ltd | 16,556 |
| Nallambakkam Staff Qtrs Security Deposit | 60,000 |
| RELIANCE INFRA LIMITED | (49,483) |
| Summit Digital Infrastructure Pvt Ltd | (7,612) |
| Suspense A/c | - |
| TCS RECEIVABLE | 9,77,191 |
| Tds Receivable A/c | 98,31,631 |
| Tharakan Web Innovation Pvt Ltd | 14,526 |
| TNEB Accured Intrest Receivable | 13,72,342 |
| Tuition Fees Receivable 2019-20 | 88,16,155 |
| Tuition Fees Receivable 2020-21 | 235,53,860 |
| Tuition Fees Receivable 2021-22 | 1 |
| Tuition Fees Receivable 2022-23 | 1 |
| Tuition Fees Receivable 2023-24 | - |
| Vehicle Maint Adv A/c | 4,49,442 |
| Venugopal (Construction Madurai Campus)Adv | 90,62,457 |
| ACCORD ELEVATORS INDIA P LIMITED | 8,14,077 |
| Adhiga Instruments Company | 2,36,000 |
| Advance | 6,33,000 |
| Aimil Ltd | 2,15,055 |
| Alpha Enterprises | 16,040 |
| Alpha Star Trading P Ltd | 1,122 |
| AMMYO SOLUTIONS | 4,03,996 |
| Anateck Services Pvt Limited | 10,95,040 |
| Askar Ali | 21,978 |
| Cambridge BEC Exam | 0 |
| Cars Wears | 3,800 |
| Chennai Enterprises | 4,10,640 |
| CoreEL Technologies (I) Pvt Ltd., | 6,72,600 |
| Corporate Concepts | 10,25,001 |
| EBI LAB INC | 55,22,400 |
| ELSquare Sollutions | 97,006 |
| Entuple Technologies Pvt Ltd | 9,67,600 |
| Evomax Techno Solutions Pvt Ltd | 2,86,740 |
| Fine Manufacturing Industries | 3,61,080 |
| Foresight Roofings | 5,900 |
| Four Square Safety Solutions | 2,65,500 |
| Future Water Technology | 96,050 |
| Glacier Air Sytems Pvt Ltd | 2,43,130 |
| Godsco P Ltd | 6,52,540 |
| Gopalakrishnan V S | 39,00,000 |



| | |
|---|--------------------|
| Govind Service House | 1,67,010 |
| Innovative Instruments and Controls | 21,830 |
| Johnsons Electrical Tradings | 50,000 |
| Krono Sports | 1,36,805 |
| Kun Commercial Vehicles P Ltd | 70,710 |
| MAA PREFAB | 4,26,051 |
| Mars Synergy Geotech Pvt Ltd | 70,800 |
| Marudhar Mishri Motors | 89,644 |
| M.C.AGENCIES | 27,145 |
| Mega Solar Solutions | 23,014 |
| Mpl Light Vechicles P Ltd | 19,769 |
| M/s.C.P.Digital Solution | 367 |
| M/s. Thoufeeq Offset Printers | 525 |
| M/s.Vasanth & Co | 17,690 |
| Neosay Technologies & Solutions | 1,75,400 |
| N S Refrigeration Centre | 5,950 |
| Patel Graphics | 24,52,240 |
| Precise Calibration Services | 76,577 |
| Saagar Furniture Chennai P Ltd | 20 |
| Seventh Sense Relaity Developers Pvt Ltd | 52,75,498 |
| S.G.Electricals | 5,250 |
| Sharon Weighing Scales | 7,500 |
| S.K.ENTERPRISES | 7,601 |
| Soloris Computer P Ltd | 48,220 |
| Sri Harshini Devi Turning Works | 2,200 |
| Sudhagar Biological and Chemicals Pvt Ltd | 4,01,796 |
| Thasa Traders | 1,64,312 |
| TVS Mobility Pvt. Ltd. | 969 |
| V E Commercial Vehicles Ltd. | 31,75,000 |
| ITC Grand Chola | 23,080 |
| East coast Constructions & Industries Limited | - |
| Total | 972,53,354 |
| Closing Balance - Current Assets | 9392,35,699 |
| Current Liabilities | |
| Sundry Creditors | |
| Sponser From Outsource | 6,94,054 |
| Advance Received - World Learning U S A | 1 |
| Amizhithaa Bakery Rental Advance | 1,20,000 |
| Arz Events and Concepts Pvt Ltd | 35,525 |
| Blue Zen Enterprises Private Limited | 50,000 |
| Chai King Canteen Rental Advance | 60,000 |
| Electro Mechanical Engineering A/c Payable | 1,11,273 |
| E.O. Esi Employee Contribution | 306 |
| E.S.I. Employee Contribution A/c | 5,236 |
| Esi Management Contribution Payable A/c | 58 |
| Flextraonics Technologies Indiapvt Limited | 1,48,930 |
| Jai Commerical Authorised Dealer | 500 |
| Jd Enterprises | 1,11,594 |
| Mba Iev Tour Fund | 3,65,000 |
| M/s.Aalpha Net Solution | - |
| Nano Fold India Project (Pro V C Project) | 72,583 |
| Other Deduction Estate Office | 30,964 |
| Provident Fund Estate Office (Staff) | 2,07,898 |
| Income Tax | 16,27,500 |
| Provident Fund Non Teaching Admin Staff | 2,21,821 |
| Provident Fund Non Teaching Tech Staff | 1,83,078 |
| PROVIDENT FUND PAYABLE A/C | 3,602 |
| Provident Fund Teaching Staff | 8,74,800 |
| Rental Advance (Ridha Printers) | 10,000 |
| Salary Advances(with Held Salary) | 1,74,108 |
| Shridi Sai Educational and Charitable Trust | 29,500 |
| Tds Payable 440 A/c (University) | 786 |
| Tds Payable 460a/c | 19,103 |
| Tds Payable 786 A/c (University) | 2,80,340 |
| Tds Payable A/c | 2,89,356 |
| Tds Payapbe A/c (University) | 25,293 |
| Tindivanam Saithani Spring Works | 18 |
| Tuition Fees 2025-26 | 25,12,714 |
| Tuition Fees 2026-27 | 4,53,000 |
| Allindia Islamic Foundation | 299,61,805 |
| Crescent School | - |
| Crescent General Stores | (22,24,505) |
| Crescent Innovation Incubation Council | - |
| Tuition Fees Payable to I Nature | 26,19,400 |
| Total | 390,75,641 |



| | |
|---|-------------------|
| Project | |
| Aicte Margadarshan Scheme Project | 4,80,000 |
| Akul Pradeep (Student Project) | 22,000 |
| Amrita Roy Project (Iife Sceince Dept) | 45,509 |
| Ashah Jhonsi (Second Project)Chem Dept | (0) |
| Ashok Kumar Pandurangan Project A/c | 10,002 |
| Bagavathy Second Project (Chemistry) | 3,05,307 |
| Basheer Ahamed Phy Dept Project | (570) |
| Bommanaboma Anil Kumar Project | 200 |
| Dr. Easwaramoorthy Project | 1,27,359 |
| Gajalakshmi (Civil)Project | (197) |
| Haji Sheik Mohamed Civil Pdpet Project | 6,93,189 |
| Hemalatha Life Science Dept Project | 38,440 |
| Hemalatha Life Scien (Forest Research) Project | 1,80,000 |
| Kadiresh Project | 1,48,595 |
| Kaliluthin Project (Civil Dept) | 30,229 |
| Karthikeyan Project (Chemistry Dept) | 1,706 |
| Karthikeyan Ramalingam Second Project | 135 |
| Karthikeyan Ramalingam Third Project | 17,411 |
| Komalavalli (Phy) Project | 0 |
| Mahasampath Gowri Project | 1,651 |
| Mahashar Ali (Mech Dept Oproject | 42,986 |
| Mohamed Khurshid Alam Khan Project | 0 |
| Mohamed Khurshid Alam Khan (Third)Project | 3,12,870 |
| Mrs. Bagavathy (Chemi)Project | 2,254 |
| Mubarak Ali and Hemalatha Project | 1 |
| Nano Project | (2,58,923) |
| Prakash Natarajan It Dept Project | 0 |
| PROF. Abdul Kader (Poly Dept) | 2,08,882 |
| Prof Amanulla Sir Project | 1,610 |
| Prof Rajendran Mech Dept Project | 633 |
| Raja Mohamed Project (Phy Dept) | 534 |
| Sai Harini Chemistry Project | 3,57,130 |
| Shazia Jamal Project | 9 |
| Shriram Project(Tamil Virutual Academy) | 1,80,600 |
| Sindhu Bala -Doctoral Fellowship Scheme | (0) |
| Soumen Bera II Project | 1 |
| Syed Mohamed Project Cse Dept | 1 |
| Tharini Ece Dept Project | (3,33,334) |
| Thirumalai Project (Phy Dept) | 235 |
| Vajjiravel Murugesan Project | 1 |
| Vasantha KumarI Project (NRB) 332 MAT | 1 |
| Vasanthi Padmanaban(Civil Dept)Project | 34,723 |
| Vijayajayanthi Project (Phy Dept 0 | 9,361 |
| Wasima Mohammed Project | |
| Total | 26,60,539 |
| Closing Balance - Current Liabilities | 417,36,181 |



Schedule 8**Income- Fee from students**

| | |
|---|---------------------|
| B.A | 21,30,000 |
| B A English Hons | 17,24,000 |
| B A L L B | 264,17,500 |
| B A PUBLIC POLICY | 82,37,500 |
| B.Arch | 448,63,000 |
| B B A | 217,73,000 |
| B B A (L L B) | 458,63,500 |
| B C A | 309,79,000 |
| B.Com | 796,66,500 |
| B.Design | 152,15,000 |
| Bio Technologies | 256,32,500 |
| B. Pharam | 283,67,000 |
| B Sc Biotechnologies | 73,06,000 |
| B S C Computer Science | 101,05,000 |
| B.Tech (U.G)Iii Rd Year | 1317,68,450 |
| B.Tech (U.G) Ii Nd Year | 1934,98,000 |
| B.Tech (U.G)Iv Th Year | 735,00,900 |
| M.A (P.G) | 3,80,000 |
| M.ARCH | 2,40,000 |
| Master of Laws | 5,00,000 |
| Mba(P.G) | 495,76,500 |
| M.C.A. (P.G) | 134,00,000 |
| M .Com | 17,87,500 |
| M Pharm | 14,00,000 |
| M.Sc (P.G) | 77,00,000 |
| M.Tech (P.G) Ii Nd Year | 55,00,000 |
| O D L Programme | 176,43,800 |
| P.Hd | 257,76,300 |
| Tuition Fees (Ist Year Students Only) | 5033,52,919 |
| Apollo Tyre Part Time Tuition Fees | 37,500 |
| C B S& NEFT Receipt (Tui Fees) | 36,77,257 |
| Mando Part Time Tuition Fees | 114,75,000 |
| Tuition Fees 2021-2022 | 14,20,001 |
| Tuition Fees 2022-2023 | 39,70,501 |
| Tuition Fees 2023-2024 | 1047,70,200 |
| Tuition Fees 18-19 | 30,000 |
| Total | 14996,84,327 |
| Other Income | |
| Automobile Enq Dept Receipts | 24,814 |
| Chemistry Dept Receipts | 30,001 |
| Civil Dept Receipts | 600 |
| Director P E D Receipts | 1,76,000 |
| Pharmacy Dept Receipts | 6,250 |
| Canteen Rent Received | 6,37,200 |
| Ground Rent | 70,800 |
| Hall Rent | 9,45,000 |
| JIO TELEPHONE TOWER RENT | 9,97,100 |
| Various Consultany Receipts (G S T Receipts) | 24,07,353 |
| Ece Dept Student Chapter | 2,12,313 |
| Hod Eie (Other Income) | 5,000 |
| Hod Mca (Other Income) | 4,320 |
| N C C (Other Income) | 539 |
| Amenities and Service Fees | 827,04,500 |
| Apple Ios Registration Fees | 7,620 |
| Bank Intrest | 5,58,725 |
| Breakage Fine | 15,000 |
| B.S.A. Exam Fees Receipts A/c | 698,25,382 |
| B.S. A University Campus Staff Quarters Rent | 40,50,984 |
| Centre for Int Relation Registration Fees | 30,000 |
| Certificate Verification Charges | 4,12,742 |
| CGOM R &D Dept Registration Fees | 1,03,250 |
| Chemistry Dept Registration Fees | 3,59,897 |
| Civil Dept Registration Fees | 10,500 |
| Convocation Fees | 30,08,271 |
| Credit Card Bank Charges (Receipts) | 4,12,722 |
| Discontinued Student Fees | 5,30,000 |
| Ece Dept Registration Fees | 38,200 |
| E E E Dept Registration Fees | 5,000 |
| Electricity Charges Recovery | 213,21,085 |
| English Dept Registration Fees | 75,000 |
| Fine | 77,250 |
| Fitness Centre Fees A/c | 4,16,800 |
| Fixed Deposit Intrest | 601,57,086 |
| Green Certificate Course Fees | (1,00,000) |



| | |
|---|---------------------|
| Harvard Business Course Fees (Mba Students) | 15,000 |
| HBSO COURSE FEES | 15,000 |
| I C I C I A T M | 85,800 |
| I T Dept Registration Fees | 25,100 |
| Law Dept Library Xerox Charges | 9,500 |
| Law Dept Registration Fees | 67,550 |
| Library Contingencies Receipts | 2,65,577 |
| Management Share for Consultancy, Hall Rent Etc | 8,49,121 |
| M B A C E P Course Fees | 2,52,500 |
| M B A I I P Course Fees | 15,57,500 |
| Mca Dept Registration Fees | 25,200 |
| Medical Bill Received | 44,825 |
| Mis Receipt | 86,34,559 |
| Msc Chemistry Project Fees (Out Side Student) | 50,000 |
| Nlos Testing Charges Receipts | 1,32,076 |
| Pharmacy Dept Registration Fees | 92,300 |
| P.Hd Admission Fees | 1,06,000 |
| Pollution Control Room Rent | 2,79,778 |
| Prof Peer Mohamed Endowment Deposit Intrest | 54,500 |
| Re Do Course Fees | 64,85,000 |
| Rent Received(Ridha Prints) | 65,000 |
| Sale of App: (Net Banking Receipts) | 106,26,815 |
| Sale of Application | 7,65,130 |
| Smart Card (Student Id Card) | 65,350 |
| Sponsored Project Over Head Income | 80,603 |
| Staff Quarters Maintenance Income | 3,72,800 |
| Student Book and Instruments | 1,65,650 |
| Training Programme by CBS | 2,00,000 |
| Training Programme by Chemistry Dept | 79,141 |
| Training Programme in Aerospace Dept | 75,000 |
| Transport Fees (Bus Fees Staff) | 48,10,667 |
| Transport Fees (Student Bus Fees) | 509,63,055 |
| Turing Student Placement Programme (Life Sci Dept) | 2,86,489 |
| University Readmission Fees | 1,70,000 |
| Value Added Course Fees | 4,36,348 |
| Various Consultancy Receipts | 4,98,119 |
| Vehicle Parking Charges | 500 |
| Vehile Pass | 3,500 |
| Water Charges Recovery | 9,600 |
| Water Charges Recovery Amount | 59,64,000 |
| Total | 3442,21,957 |
| Grand Total - Income | 18439,06,284 |



Schedule 9
Direct Expenses- Education

| | |
|--|------------|
| Academic Audit Fee | 1,44,766 |
| Academic Council Meeting Expenses | 51,000 |
| Accreditation Expenses | 7,08,000 |
| Ac Maintenance | 7,12,087 |
| Admission Expenses | 104,30,870 |
| Advertisement | 26,72,310 |
| AICTE Approval Fees | 23,43,000 |
| Air Conditioner Installation Charges | 1,09,909 |
| AMC Charges for Air Ultracare Glod Z | 1,66,892 |
| AMC Charges For DPG Ultracare Gold Y | 1,03,345 |
| AMC Charges for Network Consulting | 70,800 |
| A M C Charges for Smart Lock and Lms System | 2,47,918 |
| A.M.C for Auditorium Chiller | 2,54,880 |
| Apollo Tyre Course Remuneration | 3,81,746 |
| Audit Fee | 20,65,000 |
| Auditorium Maintenance | 15,05,460 |
| B.Com Hons Integrated with ACCA Exp | 24,00,000 |
| Bio Waste Disposable Expenses | 1,07,670 |
| Board of Study Meeting Expenses | 1,54,960 |
| Boom Barrier Service Charges | 19,930 |
| B Pharm Inspection Fee | 3,05,762 |
| Building Maintenance | 328,09,801 |
| Building Plan Approval Charges | 17,984 |
| Cctv Camera Expenses | 280 |
| Chiller Maintenance | 15,104 |
| College Maintenance | 2,02,637 |
| Computer Maintenance | 48,008 |
| Consulting and Testing Remuneration | 10,78,434 |
| Consulting Charges | 12,94,964 |
| Conveyance | 2,50,911 |
| Convocation Expenses | 58,03,803 |
| Council of Architecture Fee | 50,000 |
| Crescent Global Outreach Mission Expenses | 77,10,357 |
| Crescent Innovation Incubation Council Exp | 928,97,065 |
| Crescent School of Busine Exp (S B C MBA PROGRAME) | 39,48,254 |
| Data Processing Charges A/c(Tds Filing Charges) | 53,700 |
| Dept Lab Charges | 225,41,032 |
| Dept Maintenance | 1,64,034 |
| Diesel for Generator | 64,18,186 |
| Driver Bata | 1,52,260 |
| Dth Recharges | 21,014 |
| Electricity Charges | 460,64,115 |
| E R P Charges Paid A/c | 99,92,070 |
| Estate Office Driver Bus Pass A/c | 3,36,500 |
| Fire Extinguishers Refilling Exp | 78,488 |
| Flextronic Part Time Course Remuneration | 6,39,750 |
| Freight Charges | 12,346 |
| General Expense | 21,562 |
| General Expenses | 99,073 |
| Generator Maintenance | 20,51,865 |
| Gst Charges Paid A/c | 8,40,266 |
| Hospitality | 39,30,913 |
| House Keeping | 44,20,425 |
| Income Tax A/c | 27,101 |
| Insurance(Vehicles) | 7,45,426 |
| Internet Charges Expenses | 26,48,792 |
| Law Course Application Fee | 10,00,000 |
| Law Course Approval Fees | 10,00,000 |
| Legal Fees | 1,06,500 |
| Library Periodicals and Journals | 107,60,935 |
| Licence Fee | 1,90,000 |
| Lift Annual Maintenance | 4,58,051 |
| Madurai Off Campus Expenses | 13,16,569 |
| Madurai Off Campus Rent | 11,80,000 |
| Mando Course Remuneration | 40,78,254 |
| Medical Hall Expenses | 4,19,420 |
| Membership Fees | 8,95,299 |



| | |
|---|--------------------|
| Mini Buggy Vehicle Maintenance | 26,500 |
| Motor Maintenance | 18,526 |
| Motor Vehicle Maintenance | 101,88,887 |
| Motor Vehicle(Pol) | 259,03,640 |
| Mtech Student Stipend | 5,10,000 |
| Nss Fees Expenses | 25,400 |
| OdI Remuneration | 32,86,510 |
| O.T. Allowance | 51,810 |
| Other Expenses | 19,35,601 |
| Pharmacy Affiliation Fee | 4,72,000 |
| Plan Apporoval Charges (CMDA) | 12,000 |
| Plumbing Maintenance | 15,57,566 |
| Pongal Festival Celebration Expenses | 7,210 |
| Postage and Telegrams | 1,99,756 |
| Printing and Stationary | 35,39,683 |
| Professional Training Course Fee | 59,23,210 |
| Property Tax | 23,08,651 |
| Q S Asia Ranking Tracker Exp | 40,71,875 |
| R.&D Lab Charges | 18,16,888 |
| Redocourse Expenses | 23,78,552 |
| Remuneration (Earn While You Learn) | 12,66,450 |
| Remuneration Ts | 3,95,300 |
| Repairs and Maintenance | 21,38,817 |
| Road Tax for Vechile | 7,52,106 |
| R.O.Water Tratement Plant Expenses | 6,05,950 |
| Sale of Application Bank Charges | 99,981 |
| Security Staff Salary | 18,63,411 |
| Seminar | 38,65,470 |
| Seminar Conducted | (3,455) |
| Signage Sticker Printing | 1,270 |
| Sitting Fee | 19,54,365 |
| Solar Power Plant Maintenance | 13,09,530 |
| Solid Waste Management Waste Management Exp | 13,68,824 |
| Sponership Fees | 2,87,000 |
| Sports and Games | 15,18,811 |
| Staff Quarters Maintenance | 2,72,388 |
| Staff Welfare | 16,35,730 |
| Student Insurance Fee Paid | 3,72,550 |
| Telephone | 5,27,852 |
| Telephone Maintenance | 2,27,177 |
| Tent and Umberlla | 3,22,368 |
| TIMES Higher Education (THE) RANKING Dash Board | 9,42,797 |
| Toll Charges &Parking Charges | 15,15,085 |
| Tuition Fees Reapid A/c | 1,15,000 |
| U G C Approval Fees for OL AND ODL PROGRAMME | 1,47,500 |
| Water Treatement Plant Expenses | 5,22,672 |
| Xerox Meter Reading Charges | 1,26,837 |
| Total Direct Expenses- Education | 3821,33,903 |



| | |
|--|---------------------|
| Schedule 10 | |
| Employee Cost | |
| E.O. E S I Management Contribution | 2,51,333 |
| E.S.I. Management Contribution A/c | 2,60,083 |
| Essential Staff Salary | 740,02,703 |
| Fellowship JRF & SRF | 75,31,581 |
| Gratuity for Estate Office Staff | 18,39,435 |
| Gratuity Non Teaching Admin | 27,11,939 |
| Gratuity Non Teaching Tech | 18,00,234 |
| Gratuity Teaching | 60,44,610 |
| Nts Admin Salary | 524,33,432 |
| Nts Technical Salary | 409,37,713 |
| Provident Fund Contribution (Estate Office)Maqt | 29,15,598 |
| Provident Fund Contribution (Maqt) | 164,64,657 |
| Teaching Staff Salary | 5472,55,460 |
| Total Employee Cost | 7544,48,778 |
| Schedule 11 | |
| Finance Cost | |
| Bank Caharges for Bus Fees Collection | 1,581 |
| Bank Charges | 4,38,412 |
| Bank Charges Exam Fees Through Online | 61,967 |
| Total Finance Cost | 5,01,961 |
| Schedule 11 | |
| Other Expenses | |
| B.S.A. University Exam Fees Paid A/c | 85,02,510 |
| Electrical Maintenance | 189,97,556 |
| Garden Maintenance | 18,87,696 |
| Gst Filling Fees | 41,500 |
| Library Contingencies | 1,04,283 |
| N C C Expenses | 87,513 |
| Other Intrest | 1,045 |
| Placement Fee Expenses | 31,93,818 |
| Professional Fee | 47,300 |
| Student Cultural Activity Expenses (Society) | 9,54,273 |
| Sweage Water Treatement Plant | 92,748 |
| Travelling Expenses | 32,09,402 |
| Tuition Fees Credit Card Charges | 2,99,116 |
| Various Consultancy Payments | 8,92,548 |
| Water Charges | 38,00,872 |
| Total Other Expenses | 421,12,180 |
| Grand Total - Expenditure | 11791,96,822 |



B.S.Abdur Rahman Crescent Institute of Science & Technology
Seethakathi Estate , Vandalur, Chennai - 600 048
Assesment Year 2025-26

Schedule 4
FIXED ASSETS:

(Amount in Rs.)

| Particulars | WDV as on 01.04.2024 | Additions | | Deletions | Total | Depreciation | | WDV as on 31.03.2025 |
|---|----------------------|--------------------|--------------------|-----------|------------|--------------|-----------|----------------------|
| | | More than 180 days | Less than 180 days | | | Rate | Amount | |
| Block 1: Building | | | | | | | | |
| Aeronautical-Building A/c | 860,96,493 | | | | 860,96,493 | 10% | 86,09,649 | 774,86,844 |
| Asst.Prof Quarters | 17,305 | | | | 17,305 | 10% | 1,731 | 15,575 |
| ATM BUILDING | 1,55,098 | | | | 1,55,098 | 10% | 15,510 | 1,39,588 |
| Arabic College Additional Building | 39,15,567 | | | | 39,15,567 | 10% | 3,91,557 | 35,24,011 |
| Architecture Building (New Block) | 995,76,713 | | | | 995,76,713 | 10% | 99,57,671 | 896,19,042 |
| Auditorium | 107,00,128 | | | | 107,00,128 | 10% | 10,70,013 | 96,30,115 |
| Auto Mobile Engineering Workshop | 14,34,257 | | | | 14,34,257 | 10% | 1,43,426 | 12,90,832 |
| Basic Science Block Extension | 22,84,543 | | | | 22,84,543 | 10% | 2,28,454 | 20,56,089 |
| Borewell | 2,075 | | | | 2,075 | 10% | 207 | 1,867 |
| Building | 5,95,714 | | | | 5,95,714 | 10% | 59,571 | 5,36,142 |
| Bullock Cart | 45,438 | | | | 45,438 | 10% | 4,544 | 40,894 |
| Canteen kitchen building ext work | 3,56,427 | | | | 3,56,427 | 10% | 35,643 | 3,20,784 |
| Canteen (Main) Renovation Work | 57,82,826 | | | | 57,82,826 | 10% | 5,78,283 | 52,04,544 |
| CFRG PANEL MODEL HOUSE | 46,38,365 | | | | 46,38,365 | 10% | 4,63,837 | 41,74,529 |
| Clock Tower | 17,694 | | | | 17,694 | 10% | 1,769 | 15,924 |
| College Campus Road Work | 92,63,340 | | | | 92,63,340 | 10% | 9,26,334 | 83,37,006 |
| Chiller Plant Construction | 24,72,559 | | | | 24,72,559 | 10% | 2,47,256 | 22,25,303 |
| Chiller Room Modification Civil Stru Lab | 37,83,779 | | | | 37,83,779 | 10% | 3,78,378 | 34,05,401 |
| Director's Quarters | 39,772 | | | | 39,772 | 10% | 3,977 | 35,794 |
| Driver Shed Work | 3,88,407 | | | | 3,88,407 | 10% | 38,841 | 3,49,566 |
| Earth Augar-(Agri Purpose) | 7,315 | | | | 7,315 | 10% | 731 | 6,583 |
| Electric Science Block 3rd Floor Extension | 82,96,726 | | | | 82,96,726 | 10% | 8,29,673 | 74,67,053 |
| Essential Staff Quarters | 51,717 | | | | 51,717 | 10% | 5,172 | 46,546 |
| Estate Office Building | 2,99,929 | | | | 2,99,929 | 10% | 29,993 | 2,69,936 |
| Exhibition Stall | 52,100 | | | | 52,100 | 10% | 5,210 | 46,890 |
| Generator Room | 6,071 | | | | 6,071 | 10% | 607 | 5,464 |
| Hostel Building | 132,58,869 | | | | 132,58,869 | 10% | 13,25,887 | 119,32,982 |
| Hostel Electrification | 48,653 | | | | 48,653 | 10% | 4,865 | 43,787 |
| Indoor Stadium | 558 | | | | 558 | 10% | 56 | 502 |
| Indoor Sports Hall | 12,08,369 | | | | 12,08,369 | 10% | 1,20,837 | 10,87,532 |
| Interior Work at V.C Guest House | 6,48,321 | | | | 6,48,321 | 10% | 64,832 | 5,83,489 |
| Interior Work at Admission Office (G.M. OFFICE) | 2,57,751 | | | | 2,57,751 | 10% | 25,775 | 2,31,976 |
| Interior Work at Computer Science Block | 8,55,904 | | | | 8,55,904 | 10% | 85,590 | 7,70,314 |
| Interior Work at Registrar Office | 9,89,754 | | | | 9,89,754 | 10% | 98,975 | 8,90,779 |
| INTERIOR WORK AT SCHOOL OF LIFE SCIENCE | 17,95,386 | | | | 17,95,386 | 10% | 1,79,539 | 16,15,847 |
| Interior Work at V.C Office | 8,47,035 | | | | 8,47,035 | 10% | 84,703 | 7,62,331 |
| Interior Work at V.C Villa | 30,42,502 | | | | 30,42,502 | 10% | 3,04,250 | 27,38,252 |
| Interior Work/cadcam Aero Blocok Ist Floor | 30,98,412 | | | | 30,98,412 | 10% | 3,09,841 | 27,88,571 |
| Interiorwork /cadcam/simulationlab/aeroblock | 14,18,197 | | | | 14,18,197 | 10% | 1,41,820 | 12,76,377 |
| Interior work for Aero Block 5th Floor | 7,98,521 | | | | 7,98,521 | 10% | 79,852 | 7,18,669 |
| Interior work for Aero Block 6th Floor | 10,87,447 | | | | 10,87,447 | 10% | 1,08,745 | 9,78,702 |
| Interiorwork in ECE Dept Block | 1,90,906 | | | | 1,90,906 | 10% | 19,091 | 1,71,815 |
| Interior Work Robo Lab at Ist Floor Mech Block | 4,84,240 | | | | 4,84,240 | 10% | 48,424 | 4,35,816 |
| Interior Work for Avionics Lab (Aero Dept) | 3,66,948 | | | | 3,66,948 | 10% | 36,695 | 3,30,254 |
| Interior Work at Buharia Towers | 16,61,842 | | | | 16,61,842 | 10% | 1,66,184 | 14,95,658 |
| Interior Work for CIIC (Incubation Centre) | 4,20,430 | | | | 4,20,430 | 10% | 42,043 | 3,78,387 |
| Interior Wgork at 6th Floor Architecture Block | 5,45,987 | | | | 5,45,987 | 10% | 54,599 | 4,91,388 |
| Stage shed on Sports Ground | 1,74,339 | | | | 1,74,339 | 10% | 17,434 | 1,56,905 |
| Lab Building | 25,02,437 | | | | 25,02,437 | 10% | 2,50,244 | 22,52,193 |
| Ladies Hostel | 7,52,498 | | | | 7,52,498 | 10% | 75,250 | 6,77,248 |



| | | | | | | | |
|--|--------------------|---|---|--------------------|-----|-------------------|--------------------|
| Ladies Hostel New Block (Extension) | 495,01,572 | | | 495,01,572 | 10% | 49,50,157 | 445,51,415 |
| Ladies Hostel Building | 17,95,179 | | | 17,95,179 | 10% | 1,79,518 | 16,15,661 |
| Madurai Campus Building | - | | | - | 10% | - | - |
| Mba Block Terrace Work | 2,93,439 | | | 2,93,439 | 10% | 29,344 | 2,64,095 |
| Mechanical Block Lab Exten Work | 487,99,863 | | | 487,99,863 | 10% | 48,79,986 | 439,19,877 |
| Medical Hall Building Exten. Work (School) | 6,22,122 | | | 6,22,122 | 10% | 62,212 | 5,59,910 |
| Mens Hostel Building | 123,15,228 | | | 123,15,228 | 10% | 12,31,523 | 110,83,705 |
| New Civil Yard | 10,24,377 | | | 10,24,377 | 10% | 1,02,438 | 9,21,939 |
| New Data Centre Building | 11,80,207 | | | 11,80,207 | 10% | 1,18,021 | 10,62,186 |
| New Stair Case Science Block Building | 2,93,824 | | | 2,93,824 | 10% | 29,382 | 2,64,442 |
| New Workshop Shed | 5,32,260 | | | 5,32,260 | 10% | 53,226 | 4,79,034 |
| P.G. Block | 124,59,933 | | | 124,59,933 | 10% | 12,45,993 | 112,13,940 |
| Polymer Block Extension | 6,43,933 | | | 6,43,933 | 10% | 64,393 | 5,79,540 |
| Power Room | 1,58,762 | | | 1,58,762 | 10% | 15,876 | 1,42,886 |
| Professor Quarters | 1,62,174 | | | 1,62,174 | 10% | 16,217 | 1,45,956 |
| Ready Made Bunk | 17,07,477 | | | 17,07,477 | 10% | 1,70,748 | 15,36,729 |
| Recreation Hall | 21,299 | | | 21,299 | 10% | 2,130 | 19,169 |
| Science Block (Bbc) | 50,72,887 | | | 50,72,887 | 10% | 5,07,289 | 45,65,598 |
| Security Room | 11,198 | | | 11,198 | 10% | 1,120 | 10,078 |
| Sewage Line(Mech Block to Swimming Pool) | 3,13,811 | | | 3,13,811 | 10% | 31,381 | 2,82,430 |
| Selaiyur Flat | 21,19,294 | | | 21,19,294 | 10% | 2,11,929 | 19,07,364 |
| Store Room Construction | 15,59,188 | | | 15,59,188 | 10% | 1,55,919 | 14,03,269 |
| Service Complex | 5,90,354 | | | 5,90,354 | 10% | 59,035 | 5,31,319 |
| Staff Quaters (G+9 Floor) | 531,57,157 | | | 531,57,157 | 10% | 53,15,716 | 478,41,441 |
| Swimming Pool | 50,05,334 | | | 50,05,334 | 10% | 5,00,533 | 45,04,801 |
| Tenement Quarters | 67,102 | | | 67,102 | 10% | 6,710 | 60,392 |
| Tower Clock | 29,938 | | | 29,938 | 10% | 2,994 | 26,944 |
| V.C Villa (Quaters) | 33,24,334 | | | 33,24,334 | 10% | 3,32,433 | 29,91,901 |
| V C Office Extension Building | 6,79,296 | | | 6,79,296 | 10% | 67,930 | 6,11,367 |
| Vegetable Shop | 3,90,003 | | | 3,90,003 | 10% | 39,000 | 3,51,003 |
| Workmen Quarters | 15,688 | | | 15,688 | 10% | 1,569 | 14,119 |
| Workshop Construction | 8,36,964 | | | 8,36,964 | 10% | 83,696 | 7,53,268 |
| TOTAL | 4814,19,858 | - | - | 4814,19,858 | | 481,41,986 | 4332,77,872 |



| | | | | | | | | | |
|---|-------------------|------------------|-------------------|---|-------------------|-----|-------------------|-------------------|--|
| Block:2 Furniture | | | | | | | | | |
| Aluminum Lader | 3,795 | | | | 3,795 | 10% | 380 | 3,416 | |
| Class Room Board | 22,84,013 | 7,552 | 69,266 | | 23,60,831 | 10% | 2,32,620 | 21,28,211 | |
| Furniture and Fitting | 537,84,168 | 23,72,005 | 35,35,959 | | 596,92,132 | 10% | 57,92,415 | 538,99,717 | |
| Furniture and Fitting (CB School) | 9,71,691 | | | | 9,71,691 | 10% | 97,169 | 8,74,522 | |
| Gym Equipments | 9,10,472 | | | | 9,10,472 | 10% | 91,047 | 8,19,425 | |
| Hostel Furniture | 47,571 | | | | 47,571 | 10% | 4,757 | 42,814 | |
| Kitchen Dining Table | 1,27,065 | | | | 1,27,065 | 10% | 12,707 | 1,14,359 | |
| Kitchen Equipments | 15,74,852 | 68,820 | 49,045 | | 16,92,717 | 10% | 1,66,819 | 15,25,897 | |
| Medical Centre Cot and Railings | 46,490 | | | | 46,490 | 10% | 4,649 | 41,841 | |
| Dining Equipment | 1,03,665 | | | | 1,03,665 | 10% | 10,367 | 93,299 | |
| TOTAL | 598,53,783 | 24,48,377 | 36,54,270 | - | 659,56,430 | | 64,12,929 | 595,43,500 | |
| Block:3-Plant & Machinery | | | | | | | | | |
| Computers: | | | | | | | | | |
| Computers | 97,29,341 | 8,48,568 | 402,34,153 | | 508,12,062 | 60% | 184,16,991 | 323,95,071 | |
| C.C.T.V CAMERA | 4,30,346 | 6,50,000 | | | 10,80,346 | 60% | 6,48,208 | 4,32,138 | |
| Cold Room | - | 4,52,412 | | | 4,52,412 | 60% | 2,71,447 | 1,80,965 | |
| Lap Tops | 3,46,603 | | | | 3,46,603 | 60% | 2,07,962 | 1,38,641 | |
| Software | 56,18,215 | 46,38,895 | 38,99,422 | | 141,56,532 | 60% | 73,24,093 | 68,32,440 | |
| Walkie-Talky | 25,210 | | | | 25,210 | 60% | 15,126 | 10,084 | |
| TOTAL | 161,49,716 | 65,89,875 | 441,33,575 | - | 668,73,166 | | 268,83,827 | 399,89,339 | |
| Books: | | | | | | | | | |
| Edc Library Book | 1,334 | | | | 1,334 | 15% | 200 | 1,134 | |
| I.A.S. LIBRARY BOOK | 2,654 | | | | 2,654 | 15% | 398 | 2,256 | |
| Library Book | 89,04,071 | 40,696 | 26,57,958 | | 116,02,725 | 15% | 15,41,062 | 100,61,663 | |
| Brain Marie | 1,12,390 | | | | 1,12,390 | 15% | 16,859 | 95,532 | |
| TOTAL | 90,20,450 | 40,696 | 26,57,958 | - | 117,19,104 | | 15,58,519 | 101,60,585 | |
| Office Equipments: | | | | | | | | | |
| Airconditioner | 124,66,027 | 17,32,046 | 28,98,279 | | 170,96,352 | 15% | 23,47,082 | 147,49,270 | |
| Air cooler | 2,20,984 | | | | 2,20,984 | 15% | 33,148 | 1,87,836 | |
| A.V Studio System | 1,25,591 | | | | 1,25,591 | 15% | 18,839 | 1,06,752 | |
| Blower Machine | 8,023 | | | | 8,023 | 15% | 1,203 | 6,819 | |
| Billing Machine | 8,463 | | | | 8,463 | 15% | 1,269 | 7,193 | |
| Counting Maching (Loose Note Machine) | 962 | | | | 962 | 15% | 144 | 818 | |
| Ceiling fan | 6,60,112 | 26,963 | 2,08,388 | | 8,95,463 | 15% | 1,18,690 | 7,76,772 | |
| Cleaning equipment | - | | 1,19,888 | | 1,19,888 | 15% | 8,992 | 1,10,896 | |
| Deep Freezer | 83,368 | | | | 83,368 | 15% | 12,505 | 70,863 | |
| Eco Bin 250 | 4,18,858 | | | | 4,18,858 | 15% | 62,829 | 3,56,029 | |
| Edc Equipment | 30,042 | | | | 30,042 | 15% | 4,506 | 25,536 | |
| Electical Audio Equipment (Convention Centre) | 10,29,537 | | 1,03,000 | | 11,32,537 | 15% | 1,62,156 | 9,70,382 | |
| Electrical Fuel Dispenser | 1,81,087 | | | | 1,81,087 | 15% | 27,163 | 1,53,924 | |
| Electrical Installation | 51,99,196 | | | | 51,99,196 | 15% | 7,79,879 | 44,19,317 | |
| Electrical Transformer | 4,95,026 | | | | 4,95,026 | 15% | 74,254 | 4,20,772 | |
| Electrical Light Fittings | 6,05,297 | 1,60,684 | | | 7,65,981 | 15% | 1,14,897 | 6,51,084 | |
| Exhaust Fan | 29,440 | | | | 29,440 | 15% | 4,416 | 25,024 | |
| Electronic Weighing Scale | 8,231 | | | | 8,231 | 15% | 1,235 | 6,996 | |
| Fire Equipment | 1,07,122 | | | | 1,07,122 | 15% | 16,068 | 91,054 | |
| Foggine Machine | 10,755 | | | | 10,755 | 15% | 1,613 | 9,142 | |
| Fridge | 11,922 | 8,500 | | | 20,422 | 15% | 3,063 | 17,359 | |
| Generator | 16,68,357 | | | | 16,68,357 | 15% | 2,50,254 | 14,18,104 | |
| Nallam Bakkam Staff Qtrs House Hold Articles | 82,566 | | | | 82,566 | 15% | 12,385 | 70,181 | |
| Hardware Item | 8,00,282 | | | | 8,00,282 | 15% | 1,20,042 | 6,80,240 | |
| Intercom | 51 | | | | 51 | 15% | 8 | 43 | |
| Lab Equipments | 648,73,625 | 66,45,375 | 74,76,389 | | 789,95,389 | 15% | 112,88,579 | 677,06,810 | |
| Lab Equipments (R&D) | 171,44,551 | 4,25,120 | 78,58,808 | | 254,28,479 | 15% | 32,24,861 | 222,03,618 | |
| Lcd Projector | 41,27,480 | | | | 41,27,480 | 15% | 6,19,122 | 35,08,358 | |
| LED Wall (T.V) | 5,79,543 | | | | 5,79,543 | 15% | 86,931 | 4,92,611 | |
| Lift (Otis Elevator) | 57,02,740 | | | | 57,02,740 | 15% | 8,55,411 | 48,47,329 | |



| | | | | | | | |
|---|--------------------|-------------------|-------------------|--------------------|-----|-------------------|--------------------|
| Machinery and Equipments | 433 | | | 433 | 15% | 65 | 368 |
| Musical Instruments | 48,234 | | | 48,234 | 15% | 7,235 | 40,999 |
| Meter for Generator | 3,115 | | | 3,115 | 15% | 467 | 2,648 |
| Mic (Auditorium Use) | 78,939 | 95,303 | | 1,74,242 | 15% | 26,136 | 1,48,106 |
| Micro Oven | 11,093 | | | 11,093 | 15% | 1,664 | 9,429 |
| Microphones (Convention Centre) | 1,39,917 | | | 1,39,917 | 15% | 20,988 | 1,18,929 |
| Mobile Jetting Machine | 79,768 | | | 79,768 | 15% | 11,965 | 67,803 |
| Mosquito Machine | 3,636 | | | 3,636 | 15% | 545 | 3,091 |
| Medical Hall Equipments | 2,17,163 | 59,360 | | 2,76,523 | 15% | 41,479 | 2,35,045 |
| Office Equipments | 67,547 | | | 67,547 | 15% | 10,132 | 57,415 |
| Pop Corn Machine | 5,690 | | | 5,690 | 15% | 853 | 4,836 |
| Notice Board | 1,48,993 | 17,392 | | 1,66,385 | 15% | 24,958 | 1,41,428 |
| Sign Board for CB School | 49,103 | | | 49,103 | 15% | 7,365 | 41,737 |
| Sign Board (Crescent Campus) | 15,04,862 | | 295 | 15,05,157 | 15% | 2,25,751 | 12,79,405 |
| Refrigerator | 58,939 | | | 58,939 | 15% | 8,841 | 50,098 |
| R.O. Water Treatment Plant | 8,90,913 | | | 8,90,913 | 15% | 1,33,637 | 7,57,276 |
| Sewage Water Treatment Plant | 7,30,957 | | | 7,30,957 | 15% | 1,09,644 | 6,21,313 |
| Stabilizer | 1,091 | | | 1,091 | 15% | 164 | 928 |
| STP Sewage Line | 11,09,460 | 140 | | 11,09,600 | 15% | 1,66,440 | 9,43,160 |
| Sweeping Machine | - | 30,680 | | 30,680 | 15% | 4,602 | 26,078 |
| Television | 4,79,124 | | | 4,79,124 | 15% | 71,869 | 4,07,255 |
| Telephone Installation | 3,74,135 | | | 3,74,135 | 15% | 56,120 | 3,18,015 |
| Typewriter | 7 | | | 7 | 15% | 1 | 6 |
| U.P.S | 39,05,864 | 6,51,950 | | 45,57,814 | 15% | 6,83,672 | 38,74,142 |
| U P S Batteries | 26,12,411 | 10,42,791 | 4,01,930 | 40,57,132 | 15% | 5,78,425 | 34,78,707 |
| Vacuum Cleaner | 27,829 | | | 27,829 | 15% | 4,174 | 23,655 |
| Vehicles Tools | 30,085 | | | 30,085 | 15% | 4,513 | 25,572 |
| Vessels | 3,35,516 | | | 3,35,516 | 15% | 50,327 | 2,85,189 |
| V R F Airconditioner Equipment (Life Science Dept) | 3,45,290 | | | 3,45,290 | 15% | 51,794 | 2,93,497 |
| Water Cooler | 8,71,008 | | 11,89,411 | 20,60,419 | 15% | 2,19,857 | 18,40,562 |
| Water Treatment Plant | 5,25,479 | | 6,78,500 | 12,03,979 | 15% | 1,29,709 | 10,74,269 |
| Water Dispenser | 71,579 | 10,000 | 19,003 | 1,00,582 | 15% | 13,662 | 86,920 |
| Water Tanker | 38,692 | | | 38,692 | 15% | 5,804 | 32,888 |
| TOTAL | 1314,46,111 | 109,06,304 | 209,53,891 | 1633,06,306 | | 229,24,404 | 1403,81,902 |
| Plant & mach: | | | | | | | |
| Boom Barrier | 89,024 | | | 89,024 | 15% | 13,354 | 75,670 |
| Motor(Submissiblesewage Pumset) | 3,56,226 | 5,61,960 | | 9,18,186 | 15% | 1,37,728 | 7,80,458 |
| Sanitary Napkin Vending Machine | 1,50,029 | | | 1,50,029 | 15% | 22,504 | 1,27,524 |
| Solar Power Plant 100 KWP | 36,16,805 | | | 36,16,805 | 15% | 5,42,521 | 30,74,284 |
| Solar Power Plant 150KWP | 26,09,756 | | | 26,09,756 | 15% | 3,91,463 | 22,18,293 |
| Solar Power Plant 300 Kwp | 45,54,080 | | | 45,54,080 | 15% | 6,83,112 | 38,70,968 |
| Steam Boiler Outer Body | 50,002 | | | 50,002 | 15% | 7,500 | 42,502 |
| Tools and Plants | 8,772 | | 18,880 | 27,652 | 15% | 2,732 | 24,920 |
| Madurai Campus Solar Street Light | - | 57,76,462 | - | 57,76,462 | 15% | 8,66,469 | 49,09,993 |
| TOTAL | 114,34,693 | 63,38,422 | 18,880 | 177,91,995 | | 26,67,383 | 151,24,612 |
| Vehicle: | | | | | | | |
| A/c Bus No Tn 19 H 8976 | 4,57,378 | | | 4,57,378 | 15% | 68,607 | 3,88,772 |
| A/c Bus No Tn19 H 9027 | 4,57,378 | | | 4,57,378 | 15% | 68,607 | 3,88,772 |
| A/c Bus Tn 19 K 8582 | 5,50,215 | | | 5,50,215 | 15% | 82,532 | 4,67,683 |
| A/c Bus Tn 19 P 8085 | 6,65,621 | | | 6,65,621 | 15% | 99,843 | 5,65,778 |
| Ambulance Vehicle (Mini) Tn 11 BB 4792 | 7,29,729 | | | 7,29,729 | 15% | 1,09,459 | 6,20,269 |
| Bus | (0) | | | (0) | 15% | (0) | (0) |
| Car | 1,05,486 | | | 1,05,486 | 15% | 15,823 | 89,663 |
| Cycles | 13,874 | | | 13,874 | 15% | 2,081 | 11,793 |
| Tricycle | 51,619 | | | 51,619 | 15% | 7,743 | 43,876 |
| Eicher Bus09-10 Tn 22-Bv-7312 | (0) | | | (0) | 15% | (0) | (0) |
| Eicher Bus 09-10 Tn-22- Bv-7471 | (0) | | | (0) | 15% | (0) | (0) |
| Eicher Mini Bus TN 11 J 1765 | 3,52,648 | | | 3,52,648 | 15% | 52,897 | 2,99,751 |
| Ford Ikon Tn 22 Bv 2709 | 53,954 | | | 53,954 | 15% | 8,093 | 45,861 |
| Ford Ikon Tn 22 Bv 2886 | 53,954 | | | 53,954 | 15% | 8,093 | 45,861 |



| | | | | | | |
|--|-----------|----------|-----------|-----|----------|-----------|
| FORD VEHICLE (AUTO STUDENT STUDY PURPOSE) | 6,579 | | 6,579 | 15% | 987 | 5,592 |
| Hero Honda Motor Cycle | 6,698 | | 6,698 | 15% | 1,005 | 5,693 |
| Herohonda VEHICLE (Old)Tn 22ab 9903 | 1,422 | | 1,422 | 15% | 213 | 1,209 |
| Mahindra -Xylo Car Tn-22-Cz-3260 | - | | - | 15% | - | - |
| Maruthi Car -Dziretn22-Bs-1031 | - | | - | 15% | - | - |
| Maruthi Car -Dzire TN11P8538 | 0 | | 0 | 15% | 0 | 0 |
| MARUTHI DZIRE TN 11 T 50652 | - | | - | 15% | - | - |
| Maruthi Dzire TN 11 T 5132 | 2,17,286 | 2,17,287 | (1) | 15% | (0) | (1) |
| New Bus A/c (8 No Biq Bus) | (0) | | (0) | 15% | (0) | (0) |
| Swaraj Mazda Bus A/c | - | | - | 15% | - | - |
| Swaraj Mazda Bus TN 22 BV 7828 | 0 | | 0 | 15% | 0 | 0 |
| Swarajmazda Bus TN22 BV 7833 | (0) | | (0) | 15% | (0) | (0) |
| Swaraj Mazda VEHICLE Tn 19 D 9129 | 1,47,867 | | 1,47,867 | 15% | 22,180 | 1,25,687 |
| Swaraj Mazda VEHICLE Tn 19 D 9140 | 1,47,867 | | 1,47,867 | 15% | 22,180 | 1,25,687 |
| Swaraj Mazda VEHICLE Tn 19 E 7031 | 1,47,867 | | 1,47,867 | 15% | 22,180 | 1,25,687 |
| Swaraj Mazda VEHICLE Tn 19 E 7099 | 1,47,867 | | 1,47,867 | 15% | 22,180 | 1,25,687 |
| Tata Indigo Manza Cartn 22 Cw 5281 | 99,115 | | 99,115 | 15% | 14,867 | 84,248 |
| Tempo Traveller | 4,621 | | 4,621 | 15% | 693 | 3,928 |
| Tempo Travellor TN 19 L 6799 | 1,51,712 | | 1,51,712 | 15% | 22,757 | 1,28,955 |
| Tempo Traveller Tn 21 Av 0668 | 0 | | 0 | 15% | 0 | 0 |
| Tempo Traveller A/C VAN TN 22 CU 9353 | 1,21,262 | | 1,21,262 | 15% | 18,189 | 1,03,073 |
| Tempo Traveller Tn 21 Av 0660 | (0) | | (0) | 15% | (0) | (0) |
| TN11 T 3354 (EICHER)A/C 40 SEATER | 6,84,753 | | 6,84,753 | 15% | 1,02,713 | 5,82,040 |
| Toyota Camry Vehicle Tn 06 M 9898 | - | | - | 15% | - | - |
| Toyota Innova Car Tn 11 B 5726 | 2,20,991 | | 2,20,991 | 15% | 33,149 | 1,87,842 |
| Tracking Device | 69,209 | | 69,209 | 15% | 10,381 | 58,827 |
| Traveller Ambulance VEHICLE A/c | 77,145 | | 77,145 | 15% | 11,572 | 65,574 |
| Vehicle Airconditioner | 98,972 | | 98,972 | 15% | 14,846 | 84,126 |
| Water Tank Lorry TN 19 L 1641 | 2,72,937 | | 2,72,937 | 15% | 40,941 | 2,31,996 |
| Water Tank Lorry Tn22-Bv-0349, Tn 22bv-0346, | - | | - | 15% | - | - |
| Water Tank Lorry TN 19 P5311 | - | | - | 15% | - | - |
| Xylo Car TN 11 E 2354 | 1,96,321 | | 1,96,321 | 15% | 29,448 | 1,66,873 |
| BHARATH BENZ TN 11 AF 0088 | 10,09,681 | | 10,09,681 | 15% | 1,51,452 | 8,58,228 |
| BHARATH BENZ TN 11 AF 7486 | 10,09,681 | | 10,09,681 | 15% | 1,51,452 | 8,58,228 |
| BHARATH BENZ TN 11 AF 7499 | 10,09,681 | | 10,09,681 | 15% | 1,51,452 | 8,58,228 |
| BHARATH BENZ TN 11 AF 7513 | 10,09,681 | | 10,09,681 | 15% | 1,51,452 | 8,58,228 |
| BHARATH BENZ TN 11 AF 7517 | 10,09,681 | | 10,09,681 | 15% | 1,51,452 | 8,58,228 |
| BHARATH BENZ TN 11 AF 7552 | 10,09,681 | | 10,09,681 | 15% | 1,51,452 | 8,58,228 |
| BHARATH BENZ TN 11 AF 7560 | 10,09,681 | | 10,09,681 | 15% | 1,51,452 | 8,58,228 |
| BHARATH BENZ TN 11 AF 8381 | 10,09,681 | | 10,09,681 | 15% | 1,51,452 | 8,58,228 |
| BHARATH BENZ TN 11 AF 8382 | 10,09,681 | | 10,09,681 | 15% | 1,51,452 | 8,58,228 |
| BHARATH BENZ TN 11 AF 8386 | 10,09,681 | | 10,09,681 | 15% | 1,51,452 | 8,58,228 |
| BHARATH BENZ TN11 AF 8408 | 10,09,681 | | 10,09,681 | 15% | 1,51,452 | 8,58,228 |
| BHARATH BENZ TN 11 AF 8452 | 10,09,681 | | 10,09,681 | 15% | 1,51,452 | 8,58,228 |
| BHARATH BENZ TN 11 AF 8466 | 10,09,681 | | 10,09,681 | 15% | 1,51,452 | 8,58,228 |
| BHARATH BENZ TN 11 AH 0096 | 10,09,681 | | 10,09,681 | 15% | 1,51,452 | 8,58,228 |
| BHARATH BENZ TN 11 AH 0223 | 10,09,681 | | 10,09,681 | 15% | 1,51,452 | 8,58,228 |
| Bharath Benz Veh No AP39UC2665 (OLD BUS) | 25,16,000 | | 25,16,000 | 15% | 3,77,400 | 21,38,600 |
| Electric Bike (Hero) | 21,682 | | 21,682 | 15% | 3,252 | 18,430 |
| Electric Vehicle - Golf Car Buqqy | 2,23,676 | | 2,23,676 | 15% | 33,551 | 1,90,124 |
| Maini Buqqy Vehicle (6 Seater) | 7,87,082 | | 7,87,082 | 15% | 1,18,062 | 6,69,020 |
| TN 11 AW 3282 MOROZZO CAR | 10,47,496 | | 10,47,496 | 15% | 1,57,124 | 8,90,371 |
| Tn 11 AY 2454 MARUTHI SWIFT DZIRE | 5,44,382 | | 5,44,382 | 15% | 81,657 | 4,62,725 |
| TN 11 AY 2696 MARUTHI SWIFT DZIRE | 5,44,382 | | 5,44,382 | 15% | 81,657 | 4,62,725 |
| TN 11 A J 8660 (MARUTHI BREEZA | 3,43,598 | | 3,43,598 | 15% | 51,540 | 2,92,058 |
| TN 11 AJ 8691 MARUTHI BREEZA | 3,43,598 | | 3,43,598 | 15% | 51,540 | 2,92,058 |
| Tn 11 AJ 9649 MAHINDRA MARAZZO | 4,67,665 | | 4,67,665 | 15% | 70,150 | 3,97,515 |
| TN 11 AK 3723 MAHINDRA MARAZZO | 4,67,665 | | 4,67,665 | 15% | 70,150 | 3,97,515 |
| TN 11 AT 7754 MARUTHI SWIFT DZIRE | 2,97,221 | | 2,97,221 | 15% | 44,583 | 2,52,638 |
| TN11 BB 0292 Water Tanker Lorry | 18,14,200 | | 18,14,200 | 15% | 2,72,130 | 15,42,070 |
| TN 11 BC 2475 (ASHOK LEYLAND BUS) | 34,12,781 | | 34,12,781 | 15% | 5,11,917 | 29,00,864 |
| Tn 11 BF 3279 (ASHOK LEY;LAND BUS) | 34,64,090 | | 34,64,090 | 15% | 5,19,614 | 29,44,477 |



| | | | | | | | | |
|--|--------------------|--------------------|-------------------|------------------|--------------------|----------|--------------------|--------------------|
| TN 11 BF 6017 (EICHER BUS) | 32,04,840 | | | | 32,04,840 | 15% | 4,80,726 | 27,24,114 |
| TN 11 BF 6676 TATA MARCO POLO | 30,48,469 | | | | 30,48,469 | 15% | 4,57,270 | 25,91,199 |
| TN 11 BH 9895 TATA INTRA | 9,13,763 | | | | 9,13,763 | 15% | 1,37,064 | 7,76,699 |
| TN 11 B J 3810 EICHER WATER TANKER LORRY | 26,54,045 | | | | 26,54,045 | 15% | 3,98,107 | 22,55,938 |
| TN 22CJ7065 Hundai Car | 1,69,784 | | | | 1,69,784 | 15% | 25,468 | 1,44,316 |
| New vehicle Tata Ultra - 2Nos | - | 1,54,284 | - | - | 1,54,284 | 15% | 23,143 | 1,31,141 |
| Tn11BK3105 ECCo | - | 5,30,000 | - | - | 5,30,000 | 15% | 79,500 | 4,50,500 |
| Tn11 Bm 7267 Maruti Swift LXI 1.2 | - | 6,61,304 | - | - | 6,61,304 | 15% | 99,196 | 5,62,108 |
| TN 11 BM 8215 TATA A/C BUS | - | 33,73,000 | - | - | 33,73,000 | 15% | 5,05,950 | 28,67,050 |
| TN 11 BM 8246 (TATA AC BUS) | - | 33,73,000 | - | - | 33,73,000 | 15% | 5,05,950 | 28,67,050 |
| Tn 11 Bs 3695 Tipper Lorry | - | - | 31,43,564 | - | 31,43,564 | 15% | 2,35,767 | 29,07,797 |
| Tn 11 Bs 4829 Water Lorry | - | - | 30,00,000 | - | 30,00,000 | 15% | 2,25,000 | 27,75,000 |
| Tractor TN 11BR6953 | - | - | 6,95,000 | - | 6,95,000 | 15% | 52,125 | 6,42,875 |
| TOTAL | 477,43,972 | 80,91,588 | 68,38,564 | 2,17,287 | 624,56,837 | | 88,55,633 | 536,01,204 |
| Block:4-Land | | | | | | | | |
| Land: | | | | | | | | |
| Land | 13,96,882 | - | - | - | 13,96,882 | 0% | - | 13,96,882 |
| TOTAL | 13,96,882 | - | - | - | 13,96,882 | | - | 13,96,882 |
| Grand Total | 7584,65,464 | 344,15,262 | 782,57,138 | 2,17,287 | 8709,20,577 | - | 1174,44,682 | 549,98,086 |
| Work-in-Progress | | | | | | | | |
| Academic Block WIP | - | 1516,07,580 | | | 1516,07,580 | - | | 1516,07,580 |
| Madurai Building | 1736,04,478 | 58,52,678 | 13,43,684 | 51,82,594 | 1756,18,246 | - | - | 1756,18,246 |
| TOTAL | 1736,04,478 | 1574,60,258 | 13,43,684 | 51,82,594 | 3272,25,826 | | - | 3272,25,826 |



**K.B.A MENS HOSTEL
CRESCENT INSTITUTE OF SCIENCE AND TECHNOLOGY
SEETHAKATHI ESTATE, VANDALUR**

**Assessment Year 2025-2026
Balance Sheet As At 31.03.2025**

| Particulars | Sch no. | Amount (in Rs.) | Amount (in Rs.) |
|-----------------------------|---------|--------------------|--------------------|
| | | As at 31-03-2025 | As at 31-03-2024 |
| SOURCES OF FUNDS | | | |
| Hostel Fund | 1 | 4705,46,769 | 4222,37,124 |
| Loans & Advances | 2 | 2,85,000 | 4,30,000 |
| Branch or Divisions | 3 | 676,64,616 | - |
| TOTAL | | 5384,96,385 | 4226,67,124 |
| APPLICATION OF FUNDS | | | |
| Fixed Assets | 9 | | |
| -Gross Block | | 839,98,852 | 867,13,181 |
| -Add: Additions | | 82,35,192 | 74,16,247 |
| -Less: Deletions | | - | - |
| -Less: Depreciation | | (100,97,446) | (101,30,576) |
| Net Block | | 821,36,597 | 839,98,852 |
| Work-in-Progress | | 4088,79,888 | 1180,00,000 |
| Current Assets | 3 | 507,97,680 | 2300,16,343 |
| Less: Current Liabilities | 4 | 33,17,781 | 93,48,071 |
| Net Current Assets | | 474,79,899 | 2206,68,272 |
| TOTAL | | 5384,96,385 | 4226,67,124 |

**For B.S.Abdur Rahman Crescent Institute
of Science & Technology**

As per our report on even date

**For N.C. Rajagopal & Co.,
Chartered Accountants
FRN: 003398S**

**Place : Chennai
Date :**

Sumithra Ravichandran
**Mrs.Sumithra Ravichandran
Partner
Membership no. 204068**



**K.B.A MENS HOSTEL
CRESCENT INSTITUTE OF SCIENCE AND TECHNOLOGY
SEETHAKATHI ESTATE, VANDALUR**

Assessment Year 2025-2026
Income & Expenditure Account For The Year Ended 31-03-2025

| Particulars | Sch. No. | Amount (in Rs.) | Amount (in Rs.) |
|---|----------|--------------------|--------------------|
| | | As on 31-03-2025 | As on 31-03-2024 |
| I.Income | | | |
| Fees & Other Income | 5 | 2307,05,594 | 2229,35,801 |
| Total | | 2307,05,594 | 2229,35,801 |
| II.Expenditure | | | |
| Hostel and Mess Expenses | 6 | 1417,53,406 | 1357,03,062 |
| Hostel and Mess Salary Expenses | 7 | 305,31,526 | 267,76,620 |
| Depreciation | 9 | 100,97,446 | 101,30,576 |
| Finance Cost | 8 | 13,571 | 23,435 |
| TOTAL | | 1823,95,950 | 1726,33,693 |
| III.Excess of Income Over Expenditure (I-II) | | 483,09,645 | 503,02,108 |

For B.S.Abdur Rahman Crescent Institute of Science
& Technology

As per our report on even date

For N.C. Rajagopal & Co.,
Chartered Accountants

FRN: 003398S



Mrs.Sumithra Ravichandran

Partner

Membership no. 204068

Place : Chennai

Date :




**K.B.A MENS HOSTEL
CRESCENT INSTITUTE OF SCIENCE AND TECHNOLOGY
SEETHAKATHI ESTATE, VANDALUR**

**Assessment Year 2025-2026
Schedules forming part of Balance Sheet**

| Particulars | Amount (in Rs.) As on 31-03-2025 |
|--|-------------------------------------|
| Schedule- 1 : Hostel Fund | |
| Opening Balance | 4222,37,124 |
| Add/Less: Excess Of Income Over Expenditure | 483,09,645 |
| Closing Balance | 4705,46,769 |
| Schedule- 2 : Loans & Advances | |
| Caution Deposit | 35,000 |
| Reliance Jio Infotech (P) Ltd., (Security Deposit) | 2,50,000 |
| Closing Balance | 2,85,000 |
| Schedule- 3: Branch or Divisions | |
| Interunit | |
| T.B.A.K.Ladies Hostel - B.S.A.U | -171,31,692 |
| B.S. Abdur Rahman University | 847,96,308 |
| | 676,64,616 |
| Schedule- 4: Current Assets | |
| Cash & Bank Balance | |
| Petty Cash | 11,164 |
| Petty Cash - Medical | 5,000 |
| lob 15269 | 117,86,980 |
| | 118,03,144 |



| | |
|---|-------------------|
| Deposits | |
| Cylinder Deposit (Aiif Books) | 46,800 |
| Eb Deposit (Aiif Books) | 57,160 |
| Fd/165704000004576/29.10.22 | 15,30,875 |
| Fd/165704000004577/29.10.22 | 8,65,412 |
| Fd/165704000004578/31.10.22 | 7,43,389 |
| Fd 16570400001953 | 4,85,094 |
| Fd A/C No 1951/25.10.18 | 54,14,241 |
| Fd A/C No 2783/02.01.20 | 35,31,683 |
| Security Deposit A/C (General Store) Aiif Books | 40,00,000 |
| Telephone Deposit (Aiif Books) | 4,000 |
| Accrued Interest On Fd | 47,97,801 |
| | 214,76,455 |
| Loans & Advances | |
| Salary/Festival Advance | 7,40,000 |
| | 7,40,000 |
| Sundry Debtors | |
| Jayam Infrastructure | - |
| Alpha Star Trading Private Limited | - |
| Right Choice | - |
| K Dhasthagir Enterprises | 6,400 |
| K G S Electricals | 2,16,750 |
| Powerica Limited | 108,82,668 |
| Sanvir Associates | 88,500 |
| Seventh Sense Reality Developers Pvt Ltd | 4,65,961 |
| Caution Deposit Payable | 0 |
| Advance For Plumbing | 22,53,782 |
| Lift Advance A/C | 4,38,600 |
| Bbc Staff | 2,247 |
| Balu & Associates | 1,41,600 |
| Crescent Canteen | 45,205 |
| B.S. Abdur Rahman University Pf | 987 |
| College Staff | 5,08,332 |
| Ecci -Staff | 79,905 |
| Nate Commercial Laundry Equipment Pvt.Ltd | 18,664 |
| Fibtec Enterprises | 8,27,000 |
| Pf Mgt Contribution Payable | 40,013 |
| Squaremeters Projects Pvt Ltd | 2,61,100 |
| Students Cd Refund 2023 Batch | - |
| J P Electricals | 4,07,548 |
| Eta -A/C | 92,819 |
| | 167,78,081 |
| Closing Balance - Current Assets | 507,97,680 |



| | |
|--|------------------|
| Schedule- 4 : Current Liabilities | |
| Duties & Taxes: | |
| Tds On Contract @1% | 5,636 |
| Tds On Contract @10% | 14,160 |
| Tds On Contract @2% | 5,23,227 |
| Tds Payable To Bank | 2,95,042 |
| | 8,38,065 |
| Sundry Creditors | |
| Students Full - A/C | 23,80,841 |
| Crescent General Store | 66,141 |
| Students Cd Refund 2023 Batch | 10,000 |
| Krish Impex | - |
| Maa Prefab | 1 |
| Medical Fee | 18 |
| New Udaya Water Supply | - |
| Y.M.Enterprises | - |
| | 24,57,001 |
| Other Current Liabilities | |
| Salary Payable | 22,715 |
| | 22,715 |
| Closing Balance - Current Liabilities | 33,17,781 |



K.B.A MENS HOSTEL
CRESCENT INSTITUTE OF SCIENCE AND TECHNOLOGY
SEETHAKATHI ESTATE, VANDALUR

Assessment Year 2025-2026
Schedules forming part of Income & Expenditure A/C

| Particulars | Amount (in Rs.) |
|--|--------------------|
| | As on 31-03-2025 |
| Schedule-5 : Income | |
| Amenities And Service Fee | 44,40,000 |
| Bank Interest | 22,05,586 |
| Establishment Fees - Rent | - |
| Establishment Fees - Staffs | 8,70,375 |
| Establishment Fees - Students | 1032,78,500 |
| Food Bill Monthly - Paying Guest | 18,75,846 |
| Food Bill Recived - Students 22-23 | - |
| Food Bill Recived - Students (2024-25) | 1155,26,900 |
| Bank Fd Interest | 20,60,368 |
| Miscellaneous Income (CARD) | 10,572 |
| Miscellaneous Income - Xerox & Print | 61,993 |
| Hostel Fee 2020-21 | - |
| Miscellaneous Income | 3,75,454 |
| Total | 2307,05,594 |
| Schedule-6 : Mess and Hostel Expenses | |
| Amc - Lift | 8,88,462 |
| Conveyance | 38,500 |
| Cost Of Provision | 657,74,527 |
| Dth Subscription | - |
| Dtcp Approval | 215,79,781 |
| Electricity Charges | 150,36,718 |
| FOOD & WATER TESTING CHARGES | - |
| Garden Maintenance | 47,892 |
| House Keeping | 5,07,287 |
| Mattress & Pillow | 38,81,314 |
| Medical Exp | 4,312 |
| Subscription-Tally Erp | - |
| Staff welfare | 1,38,194 |
| Vehicle Hire Charges | 3,500 |
| Washing Charges - Laundry/Students | 21,40,000 |
| Water Supply A/C | 45,62,250 |
| Mobile Charges | 52,416 |
| Printing & Stationery | 1,03,422 |
| Repair & Maintenance (General) | 2,27,346 |
| Repair & Maintenance | - |
| PLUMBING - E BLOCK | 11,07,310 |
| Repairs & Maintenance - Civil & Carpentry | 42,18,480 |
| Repairs & Maintenance - Building | - |
| Maintenace (Building) | 5,63,760 |
| Repairs & Maintenance - Civil | 72,78,777 |



| | |
|------------------------------------|--------------------|
| Repairs & Maintenance - Electrical | 26,79,346 |
| Repairs & Maintenance - Plumbing | 17,51,596 |
| Repairs & Maintenance - Vehicle | 1,03,134 |
| Repairs & Maintenance - Carpentry | 29,14,353 |
| Repair & Maintenance (Bio - Gas) | 7,965 |
| Repairs & Maintenance - Ac | 3,73,798 |
| Repairs & Maintenance -STP | 2,43,426 |
| Students welfare | 1,51,154 |
| Transport Charges | - |
| Travel Expenses | 1,173 |
| DISH WASHER MACHINE CHEMICAL | 78,470 |
| Mess Exp | 5,530 |
| Miscellaneous Expenses | 2,063 |
| Property Tax | - |
| ARCHITECURE DESIGN FEE | 25,87,150 |
| Outstanding Expenses | - |
| Rent Paid to Crescent School | 27,00,000 |
| Total | 1417,53,406 |
| Schedule-7: Salary Expenses | |
| Administrative Charges EPF | 64,210 |
| Pf Employer Contribution | 7,70,604 |
| Salary | 114,26,971 |
| Salary - Mess | 182,19,741 |
| Ex Gratia | 50,000 |
| Security Charges | - |
| Total | 305,31,526 |
| Schedule- 8 : Finance Cost | |
| Bank Charges | 13,571 |
| Total | 13,571 |



K.B.A MENS HOSTEL
B.S.ABDUR RAHMAN CRESCENT INSTITUTE OF TECHNOLOGY
VANDALUR GST ROAD

Assessment Year 2025-2026

Schedule- 9: Fixed Assets

| Sl. No. | Particulars | WDV As On 01.04.2024 | Additions | | Deletions | Total | Rate | Depreciation | WDV As On 31.03.2025 |
|--------------------------------|---------------------------------------|-------------------------|-----------|-----------|-----------|------------|------|--------------|-------------------------|
| | | | >180 Days | <180 Days | | | | | |
| Block I: Building | | | | | | | | | |
| 1 | Borewell (Mad Cat) | 15,808 | | | | 15,808 | 10% | 1,581 | 14,227 |
| 2 | Browsing Center | 24,784 | | | | 24,784 | 10% | 2,478 | 22,306 |
| 3 | Building A Block (5th & 6th) | 147,04,226 | | | | 147,04,226 | 10% | 14,70,423 | 132,33,803 |
| 4 | Building A/c (Dinning Hall) | 4,86,484 | | | | 4,86,484 | 10% | 48,648 | 4,37,836 |
| 5 | Building B Block | 180,66,535 | | | | 180,66,535 | 10% | 18,06,654 | 162,59,882 |
| 6 | Building (Compound Wall) | 20,538 | | | | 20,538 | 10% | 2,054 | 18,484 |
| 7 | BUILDING RENOVATION A,C,D BLOCKS | 102,44,308 | | | | 102,44,308 | 10% | 10,24,431 | 92,19,877 |
| | Building E Block | - | | | | - | 10% | - | - |
| 8 | Building (STP) | 12,55,667 | | | | 12,55,667 | 10% | 1,25,567 | 11,30,100 |
| 9 | Cold Room (Mad Cat) | 2,71,926 | | | | 2,71,926 | 10% | 27,193 | 2,44,733 |
| 10 | Compound Wall A/c | 2,43,912 | | | | 2,43,912 | 10% | 24,391 | 2,19,521 |
| 11 | Compressor (Mad Cat) | 6,326 | | | | 6,326 | 10% | 633 | 5,693 |
| 12 | Dinning Hall A/c | 9,61,652 | | | | 9,61,652 | 10% | 96,165 | 8,65,487 |
| 13 | Hostel Extention Work | 14,12,148 | | | | 14,12,148 | 10% | 1,41,215 | 12,70,933 |
| 14 | Land & Buildings (Mad Cat) Books | 2,91,686 | | | | 2,91,686 | 10% | 29,169 | 2,62,517 |
| 15 | Sand Withch Roof Panel | 53,662 | | | | 53,662 | 10% | 5,366 | 48,295 |
| 16 | TACKSHOP | 1,74,194 | | | | 1,74,194 | 10% | 17,419 | 1,56,775 |
| Block II: Furniture & Fittings | | | | | | | | | |
| 1 | B Block (Furniture & Fitting) | 18,921 | | | | 18,921 | 10% | 1,892 | 17,029 |
| 2 | Canteen Container | 1,15,679 | | | | 1,15,679 | 10% | 11,568 | 1,04,111 |
| 3 | C.C.T.V CAMERA | 11,96,668 | 29,38,368 | 1,54,350 | | 42,89,386 | 10% | 4,21,221 | 38,68,164 |
| 4 | Chairs A/c | 7,71,354 | | | | 7,71,354 | 10% | 77,135 | 6,94,218 |
| 5 | Clinic Appartus (Mad Cat) | 2,215 | | | | 2,215 | 10% | 221 | 1,993 |
| 6 | Cot (AIIF) Books | 4,70,347 | | | | 4,70,347 | 10% | 47,035 | 4,23,313 |
| 7 | Dining Table (Mad Cat) | 1,41,043 | | | | 1,41,043 | 10% | 14,104 | 1,26,939 |
| 8 | Dining Table & Stool | 17,32,971 | | | | 17,32,971 | 10% | 1,73,297 | 15,59,674 |
| 9 | Fan A/c | 18,17,883 | 40,238 | | | 18,58,121 | 10% | 1,85,812 | 16,72,309 |
| 10 | Fan | 15,495 | | | | 15,495 | 10% | 1,549 | 13,945 |
| 11 | Fan (Mad Cat) | 2,103 | | | | 2,103 | 10% | 210 | 1,893 |
| 12 | Furniture | 79,232 | | | | 79,232 | 10% | 7,923 | 71,309 |
| 13 | Furniture and Fittings A/c | 68,08,216 | | | | 68,08,216 | 10% | 6,80,822 | 61,27,394 |
| 14 | Furniture (B Block) | 75,696 | | | | 75,696 | 10% | 7,570 | 68,126 |
| 15 | Furniture & Fittings (Mad Cat) Books | 12,647 | | | | 12,647 | 10% | 1,265 | 11,382 |



| | | | | | | | | |
|--|-------------------------------|-----------|----------|-----------|-----------|-----|----------|-----------|
| 16 | Glasses (Aiif Books) | 9,433 | | | 9,433 | 10% | 943 | 8,490 |
| 17 | Handsets (E 1085) | 3,025 | | | 3,025 | 10% | 302 | 2,722 |
| 18 | Steel Cot / Wooden Cot | 29,04,081 | 8,40,396 | | 37,44,477 | 10% | 3,74,448 | 33,70,029 |
| 19 | Steel Table & Stool (Veg) | 84,895 | | | 84,895 | 10% | 8,489 | 76,405 |
| 20 | Stool (Mad Cat) Books | 4,200 | | | 4,200 | 10% | 420 | 3,780 |
| 21 | Student Table & Chair | 13,99,694 | 5,75,722 | 23,010 | 19,98,426 | 10% | 1,98,692 | 17,99,734 |
| 22 | Table A/c | 40,483 | | | 40,483 | 10% | 4,048 | 36,434 |
| 23 | Tv (Samsung Led) | 77,051 | | | 77,051 | 10% | 7,705 | 69,346 |
| 24 | STEEL ALMIRAH | 16,35,126 | 5,46,257 | | 21,81,383 | 10% | 2,18,138 | 19,63,245 |
| Block III: Computers | | | | | | | | |
| 1 | Computer (Acer) | 24 | | | 24 | 60% | 14 | 10 |
| 2 | ID Card Printing Machine | 36,612 | 78,423 | | 1,15,035 | 60% | 69,021 | 46,014 |
| 3 | Printer / Copier Machine | 1,64,803 | | | 1,64,803 | 60% | 98,882 | 65,921 |
| Block IV: Plant & Machinery | | | | | | | | |
| 1 | Airconditioner A/c | 16,36,310 | | 3,43,791 | 19,80,101 | 15% | 2,71,231 | 17,08,870 |
| 2 | Motor A/c | 46,392 | | | 46,392 | 15% | 6,959 | 39,433 |
| 3 | Plant and Machinery | 4,65,032 | | | 4,65,032 | 15% | 69,755 | 3,95,278 |
| 4 | POS/GPRS MACHINE | 6,998 | 15,340 | | 22,338 | 15% | 3,351 | 18,987 |
| 5 | Potato Peeling Machine | 9,280 | | | 9,280 | 15% | 1,392 | 7,888 |
| 6 | Ro Plant A/c | 36,541 | | | 36,541 | 15% | 5,481 | 31,060 |
| 7 | Sewage Plant A/c | 9,19,244 | | | 9,19,244 | 15% | 1,37,887 | 7,81,358 |
| 8 | Solar Water Heater | 8,95,099 | | 11,99,801 | 20,94,900 | 15% | 2,24,250 | 18,70,650 |
| 9 | Steam Boiler (Mad Cat) Books | 26,390 | | | 26,390 | 15% | 3,958 | 22,431 |
| 10 | Stove A/c | 18,761 | | | 18,761 | 15% | 2,814 | 15,947 |
| 11 | Washing Machine A/c | 8,512 | | | 8,512 | 15% | 1,277 | 7,235 |
| 12 | RO PLANT (Assets) | 8,49,172 | | | 8,49,172 | 15% | 1,27,376 | 7,21,796 |



| | | | | | | | | | |
|-----------------------------------|-----------------------------------|-----------|----------|----------|----------|-----------|-----|----------|-----------|
| Block V: Office Equipments | | | | | | | | | |
| 1 | Battery (Mad Cat) | 2,009 | | | | 2,009 | 15% | 301 | 1,707 |
| 2 | Billing Machine | 1,734 | | | | 1,734 | 15% | 260 | 1,474 |
| 3 | Bio Gas | 5,20,855 | | | | 5,20,855 | 15% | 78,128 | 4,42,726 |
| 4 | Cell Phone (Hostel Staffs) | 64,182 | | | | 64,182 | 15% | 9,627 | 54,555 |
| 5 | Currency Machine | 1,505 | | | | 1,505 | 15% | 226 | 1,279 |
| 6 | Dosa Making Machine | 57,944 | | | | 57,944 | 15% | 8,692 | 49,252 |
| 7 | EB Meter (Mad Cat) | 815 | | | | 815 | 15% | 122 | 693 |
| 8 | Electrical Cable | 7,766 | | | | 7,766 | 15% | 1,165 | 6,601 |
| 9 | Electrical Fitting A/c | 9,928 | | | | 9,928 | 15% | 1,489 | 8,439 |
| 10 | Electronic Mic (Mad Cat) | 1,377 | | | | 1,377 | 15% | 207 | 1,170 |
| 11 | Electronic Mic (Mad Cat)Books A/c | 38,769 | | | | 38,769 | 15% | 5,815 | 32,954 |
| 12 | Fasting Cups (Mad Cat) | 574 | | | | 574 | 15% | 86 | 488 |
| 13 | Food Hoist | 43,479 | | | | 43,479 | 15% | 6,522 | 36,957 |
| 14 | Gym Equipments | 53,014 | | | | 53,014 | 15% | 7,952 | 45,062 |
| 15 | Inverter A/c | 24,251 | | | | 24,251 | 15% | 3,638 | 20,614 |
| 16 | Kitchen Equipments | 12,22,003 | | | | 12,22,003 | 15% | 1,83,301 | 10,38,703 |
| 17 | LIFT | 11,26,060 | | | | 11,26,060 | 15% | 1,68,909 | 9,57,151 |
| 18 | LIFT A BLOCK | 8,17,533 | | | | 8,17,533 | 15% | 1,22,630 | 6,94,903 |
| 19 | Medical Instrument | 32,854 | | | | 32,854 | 15% | 4,928 | 27,926 |
| 20 | Mosque Equipments | 24,008 | | | | 24,008 | 15% | 3,601 | 20,407 |
| 21 | Notice Board | 10,790 | | | | 10,790 | 15% | 1,618 | 9,171 |
| 22 | Pentry Room Accessories | 9,798 | | | | 9,798 | 15% | 1,470 | 8,328 |
| 23 | Set Top Box (Relaince) | 184 | | | | 184 | 15% | 28 | 157 |
| 24 | Steel Boiler (Mad Cat) | 12,272 | | | | 12,272 | 15% | 1,841 | 10,431 |
| 25 | UPS BATTERY A/C | 69,659 | | 1,93,945 | | 2,63,604 | 15% | 24,995 | 2,38,609 |
| 26 | UPS (Mad Cat) Books | 258 | | | | 258 | 15% | 39 | 219 |
| 27 | Utensils (Mad Cat) Books | 56,699 | | | | 56,699 | 15% | 8,505 | 48,194 |
| 28 | Vessels / Utensils | 20,64,748 | 1,40,459 | | 1,41,892 | 23,47,099 | 15% | 3,41,423 | 20,05,676 |
| 29 | Water Cooler | 7,60,664 | | | 7,08,000 | 14,68,664 | 15% | 1,67,200 | 13,01,465 |
| 30 | Water Doctor (Mad Cat)Books | 22,085 | | | | 22,085 | 15% | 3,313 | 18,772 |
| 31 | Water Heater | 1,02,614 | | | 40,200 | 1,42,814 | 15% | 18,407 | 1,24,407 |
| 32 | Brush Cutter - Hitachi | 4,546 | | | | 4,546 | 15% | 682 | 3,864 |



| | | | | | | | | | |
|----------------------------|---------------------------------------|--------------------|-------------------|--------------------|----------|--------------------|-----|-------------------|--------------------|
| 33 | Water Treatment Plant | 1,85,275 | | | | 1,85,275 | 15% | 27,791 | 1,57,484 |
| 34 | Fixed Assets All A/c | 3,783 | | | | 3,783 | 15% | 567 | 3,215 |
| 35 | Fire Extinguishers (Assets) | 51,279 | | | | 51,279 | 15% | 7,692 | 43,587 |
| 36 | Fogger Machine - MIST | 14,102 | | | | 14,102 | 15% | 2,115 | 11,987 |
| 37 | Vacum Cleaner & Auto Scrubber Machine | 81,665 | | | | 81,665 | 15% | 12,250 | 69,415 |
| 38 | Freezer | 48,453 | | | | 48,453 | 15% | 7,268 | 41,185 |
| Block VII: Vehicles | | | | | | | | | |
| 1 | Hero Bicycle | 69,869 | | | | 69,869 | 15% | 10,480 | 59,389 |
| 2 | Lorry A/c | 1,45,215 | | | | 1,45,215 | 15% | 21,782 | 1,23,433 |
| 3 | Motor (Mad Cat) Books | 4,973 | | | | 4,973 | 15% | 746 | 4,227 |
| 4 | New Lorry (TN01BK0379) | 4,35,996 | | | | 4,35,996 | 15% | 65,399 | 3,70,597 |
| 5 | New Water Lorry (TN 01 BJ 2549) | 7,91,659 | | | | 7,91,659 | 15% | 1,18,749 | 6,72,910 |
| 6 | New Water Lorry(TN11BB1323) | 18,57,443 | | | | 18,57,443 | 15% | 2,78,616 | 15,78,826 |
| 7 | Tempo Travellar - TN11 Q 8339 | 2,54,778 | | | | 2,54,778 | 15% | 38,217 | 2,16,561 |
| 8 | Tricycle (Mad Cat) Books | 1,217 | | | | 1,217 | 15% | 183 | 1,035 |
| 9 | Tri Cycles / Bi Cycles | 6,614 | | | | 6,614 | 15% | 992 | 5,622 |
| 10 | hero electric vehicle | 1,10,075 | | | | 1,10,075 | 15% | 16,511 | 93,564 |
| 11 | Load Electric Vehicle | - | | 2,55,000 | | 2,55,000 | 15% | 19,125 | 2,35,875 |
| Grand Total | | 839,98,852 | 51,75,203 | 30,59,989 | - | 922,34,044 | | 100,97,446 | 821,36,597 |
| Work-in-Progress | | | | | | | | | |
| | Building | 1180,00,000 | 619,50,000 | 2229,56,674 | | 4029,06,674 | 0% | - | 4029,06,674 |
| | Electrical E block | - | - | 59,73,214 | | 59,73,214 | 0% | - | 59,73,214 |
| TOTAL | | 1180,00,000 | 619,50,000 | 2289,29,888 | - | 4088,79,888 | | - | 4088,79,888 |



T.B.A.K Ladies Hostel
Seethakathi Estate Vandalur, Chennai 600048

Assessment Year 2025-2026

Balance Sheet As At 31.03.2025

| Particulars | Sch no. | AS AT 31.03.2025 | AS AT 31.03.2024 |
|-----------------------------|---------|--------------------|--------------------|
| SOURCES OF FUNDS | | | |
| Capital Fund | 1 | 1592,41,531 | 1164,56,384 |
| Loans | 2 | 4,46,000 | 5,56,000 |
| TOTAL | | 1596,87,531 | 1170,12,384 |
| APPLICATION OF FUNDS | | | |
| Fixed Assets | 9 | 180,70,028 | 163,97,569 |
| WIP | | 579,38,270 | 175,13,494 |
| Interunit | 4 | 237,41,253 | 276,90,688 |
| Current Assets | 5 | 610,43,124 | 570,16,195 |
| Less: Current Liabilities | 3 | (11,05,144) | (16,05,562) |
| TOTAL | | 1596,87,531 | 1170,12,384 |

For B.S.Abdur Rahman Crescent Institute of
Science & Technology

As per our report on even date
For N.C. Rajagopal & Co.,
Chartered Accountants
No.22, Krishnaswamy Avenue, Mylapore,
Chennai -600 004

FRN: 003398S

Mrs.Sumithra Ravichandran
Partner

Membership no. 204068



TRUSTEES

Place : Chennai

Date :

T.B.A.K Ladies Hostel
Seethakathi Estate Vandalur, Chennai 600048

Assessment Year 2025-2026

Income & Expenditure Account For The Year Ended 31-03-2025

| Particulars | Sch. No. | AS ON 31.03.2025 Amount (Rs.) | AS ON 31.03.2024 Amount (Rs.) |
|---|----------|----------------------------------|-------------------------------------|
| I.Income | | | |
| Fees & Other Income | 6 | 767,53,378 | 653,69,856 |
| Total | | 767,53,378 | 653,69,856 |
| II.Expenditure | | | |
| Administrative & Other Expenses | 7 | 253,41,310 | 276,36,741 |
| Employee Cost | 8 | 59,62,896 | 53,49,096 |
| Depreciation | 9 | 26,64,024 | 24,23,373 |
| TOTAL | | 339,68,230 | 354,09,210 |
| III.Excess of Income Over Expenditure (I-II) | | 427,85,147 | 299,60,646 |
| TOTAL | | 767,53,377 | 653,69,856 |

For B.S.Abdur Rahman Crescent Institute of Science &
Technology

As per our report on even date
For N.C. Rajagopal & Co.,
Chartered Accountants

No.22, Krishnaswamy Avenue, Mylapore,
Chennai -600 004

FRN: 003398S

Sumithra Ravichandran

Mrs.Sumithra Ravichandran
Partner

Membership no. 204068



[Signature]
TRUSTEES

Place : Chennai
Date :

T.B.A.K Ladies Hostel
Seethakathi Estate Vandalur, Chennai 600048

Assessment Year 2025-2026
Schedules forming part of Balance Sheet

| Particulars | AY 25-26 (Amount in Rs.) | AY 25-26 (Amount in Rs.) |
|--|-----------------------------|-----------------------------|
| Schedule- 1 : Capital Fund | | |
| Opening Balance | 1164,56,384 | |
| Add: Excess of Income over Expenditure | 427,85,147 | |
| Total - Capital Fund | | 1592,41,531 |
| Schedule- 2 : Loans (Liability) | | |
| Caution Deposit Group | 1,15,000 | |
| Caution Deposit 16-17 | 10,000 | |
| Caution Deposit 2013-2014 | 25,000 | |
| Caution Deposite 2015-2016 | 10,000 | |
| Caution Deposite Phd | 20,500 | |
| Caution Deposit Staff | 15,500 | |
| Reliance Jio Infotech Pvt Ltd (Security Deposit) | 2,50,000 | |
| Total - Loans(Liability) | | 4,46,000 |
| Schedule- 3 : Current Liabilities | | |
| Merino Payable | 7,657 | |
| Alpha Star Trading Private Limited | - | |
| Mess Fees Receivable 2012-2014 | 26,656 | |
| Madhavan.S | 1,140 | |
| Crescent School Store | - | |
| TDS Payable | 17,620 | |
| Seventh Sense Reality Developers Pvt.Ltd. | 9,29,221 | |
| AGS Refriqeration | 1,22,850 | |
| Total - Current Liabilities | | 11,05,144 |
| Schedule- 4: Interunit | | |
| B.S.Abdur Rahman University | 408,72,945 | |
| Mens Hostel -A/c | (171,31,692) | |
| Total - Interunit | | 237,41,253 |
| Schedule- 5 : Current Assets | | |
| Deposits | | |
| Caution Deposit Receivable | 1,68,591 | |
| Cylinder Deposit | 1,00,934 | |
| Fixed Deposit | 581,11,130 | |
| | | 583,80,655 |
| Loans (Advance) | | |
| Salary Advance | 97,500 | |
| Cold Room Advance | - | |
| Curtain Clothes Advance | - | |
| Material Hoist Advance | - | |
| Water Cooler Adv | - | |
| Hostel Day Advance | 35,000 | |
| | | 1,32,500 |
| Sundry Debtors | | |
| Jayam Infrastructure | - | |
| STAFF | (21,773) | |
| Advance To Sakinah Event 19-20 | - | |
| Building Advance - Bsau - Lh | - | |
| Civil & Garden Work Advance - Material Advance | - | |
| Bharath Computers | - | |
| Fitwell Solutions | 69 | |
| Glacier Air Systems Pvt Ltd | 107 | |
| Priyadharshini R Nurse | 4,960 | |
| Valarmathi M Nurse | 4,959 | |
| | | (11,678) |
| Cash & Bank Balances | | |
| Petty Cash | 6,033 | |
| IOB 15268-Maintenance | 25,35,614 | |
| | | 25,41,647 |
| Total - Current Assets | | 610,43,124 |



T.B.A.K Ladies Hostel
Seethakathi Estate Vandalur, Chennai 600048

Assessment Year 2025-2026
Schedules forming part of Income & Expenditure A/C

| Particulars | AY 25-26 (Amount in Rs.) |
|---|-----------------------------|
| Schedule - 6 : Fees & Other Income | |
| Fees | |
| Mess Fees Collection | 344,56,585 |
| Amenity and Service Charges Pq 2020 | 1,65,000 |
| Amenity and Service Charges Uq 2020 | 7,85,000 |
| Establishment | 380,92,049 |
| Bank Interest | 32,30,231 |
| Fine Collection | 5,000 |
| Miscellaneous Income | 19,513 |
| Total - Fees & Other Income | 767,53,378 |
| Schedule - 7 : Administrative & Other Expenses | |
| Electricity Charges - Mess | 28,631 |
| Mess Expenses | 160 |
| Provisions & Vegetable Purchase | 172,59,975 |
| Allowance | 27,600 |
| Air Conditioner Maintenance | 4,710 |
| Bank Charges | 2,028 |
| Bio Gas - Maint | - |
| Building Maintenance | 7,44,225 |
| Carpentry Maintenance | 5,050 |
| Conveyance | 2,710 |
| Dish Tv Maintenance | 280 |
| Electrical Maintenance | 1,90,655 |
| Electricity Charges | 28,27,827 |
| General Expenses | 5,050 |
| General Maintenance | 13,27,101 |
| Freshers Day Exp | - |
| Gym Maintenance | - |
| Kitchen Equipments -Maint | 8,850 |
| House Keeping- Materials | 3,40,496 |
| Incidental Expenses | - |
| Kitchen Exps | 26,317 |
| Laundry Charges | 3,30,000 |
| Lift Amc | 3,89,839 |
| Manpower Service Charges | - |
| Medical Expense | - |
| Miscellaneous Expenses | - |
| News Paper Expenses | 19,800 |
| Pf Admin & Employer Charges | 46,836 |
| Plumbing Maintenance | 2,00,783 |
| Printing & Stationery | 10,267 |
| Repairs And Maintenance | 56,174 |
| Security Charges | - |
| Mess Workers Welfare | 13,668 |
| Student's Welfare | 1,335 |
| Telephone Expense | 6,594 |
| Water Charges | 14,01,750 |
| Pos Rent | 15,340 |
| Solar Water Heater Maint | 47,259 |
| Total - Administrative & Other Expenses | 253,41,310 |
| Schedule - 8 : Employee Cost | |
| Salary-Mess Staff | 39,39,991 |
| Salary | 15,33,940 |
| Security salary | 1,97,327 |
| House Keeping Salary | 2,91,638 |
| Total - Employee Cost | 59,62,896 |



TBAK LADIES HOSTEL
Seethakathi Estate Vandalur, Chennai 600048
Assessment Year 2025 - 2026

Schedule 9 : Fixed assets

| S.No | Particulars | WDV As On | Additions | | Deletions | Total | Rate | Depreciation | WDV As On |
|------|-------------------------------------|------------|-----------|-----------|-----------|-----------|------|--------------|------------|
| | | 01.04.2024 | >180 Days | <180 Days | | | | | 31.03.2025 |
| | Block 1: Building | | | | | | | | |
| 1 | BUILDING EXTENSION | 1,00,603 | | | | 1,00,603 | 10% | 10,060 | 90,543 |
| 2 | COMPOUND WALL | 3,85,137 | | | | 3,85,137 | 10% | 38,514 | 3,46,624 |
| 3 | COLD ROOM | | 5,11,412 | | | 5,11,412 | 10% | 51,141 | 4,60,271 |
| | Block 2: Furniture | | | | | | | | |
| 3 | DINNING TABLE M.C | 35,609 | | | | 35,609 | 10% | 3,561 | 32,048 |
| 4 | Furniture & Fittings | 40,40,455 | 18,56,651 | | | 58,97,106 | 10% | 5,89,711 | 53,07,395 |
| 5 | STEEL CUPBOARD M.C | 2,505 | | | | 2,505 | 10% | 251 | 2,255 |
| 6 | TELEVISION M.C | 2,608 | | | | 2,608 | 10% | 261 | 2,347 |
| | Block 3: Plant and Machinery | | | | | | | | |
| 7 | Biometric Device | 86 | | | | 86 | 40% | 35 | 52 |
| 8 | COMPUTER A/C | 86 | | | | 86 | 40% | 34 | 51 |
| 9 | Printer | - | | | | - | 40% | - | - |
| 10 | Bio Gas | 26,402 | | | | 26,402 | 40% | 10,561 | 15,841 |
| | Block 4: Office Equipments | | | | | | | | |
| 11 | Air Conditioner | 29,98,888 | | | | 29,98,888 | 15% | 4,49,833 | 25,49,055 |
| 12 | AIR CONDITIONER M.C | 5,906 | | | | 5,906 | 15% | 886 | 5,020 |
| 13 | BILLING MACHINE | 937 | | | | 937 | 15% | 141 | 796 |
| 14 | Buy Cycles | 20,521 | | | | 20,521 | 15% | 3,078 | 17,443 |
| 15 | Cash Counting Machine | 3,927 | | | | 3,927 | 15% | 589 | 3,338 |
| 16 | Electrical Equipments | 3,37,287 | | | | 3,37,287 | 15% | 50,593 | 2,86,694 |
| 17 | ELECTRICAL FITTINGS | 9,062 | | | | 9,062 | 15% | 1,359 | 7,702 |
| 18 | Electrification Instalation | 27,49,555 | | | | 27,49,555 | 15% | 4,12,433 | 23,37,122 |
| 19 | FAN M.C | 97 | | | | 97 | 15% | 15 | 82 |
| 20 | FEST O FLASH M.C | 1,706 | | | | 1,706 | 15% | 256 | 1,450 |
| 21 | Freezer | 4,699 | | | | 4,699 | 15% | 705 | 3,994 |
| 22 | GRINDER M.C | 8,805 | | | | 8,805 | 15% | 1,321 | 7,484 |
| 23 | GYM ITEMS | 1,47,473 | | | | 1,47,473 | 15% | 22,121 | 1,25,352 |
| 24 | Incinerator | 43,344 | | | | 43,344 | 15% | 6,502 | 36,843 |
| 25 | IRON M.C | 1,805 | | | | 1,805 | 15% | 271 | 1,535 |
| 26 | Kitchen Equipments | 22,38,039 | 94,990 | | | 23,33,029 | 15% | 3,49,954 | 19,83,075 |
| 27 | Kitchen Utensils | 2,31,730 | 1,575 | 4,80,897 | | 7,14,202 | 15% | 71,063 | 6,43,139 |
| 28 | Medical Equipments | 27,345 | | | | 27,345 | 15% | 4,102 | 23,243 |



| | | | | | | | | | |
|----|-------------------------------------|-------------------|-------------------|------------------|----------|-------------------|-----|------------------|-------------------|
| 29 | Mosquito Netlon | 1,30,057 | | | | 1,30,057 | 15% | 19,508 | 1,10,548 |
| 30 | Napkin Destroyer Machine | 63,928 | | | | 63,928 | 15% | 9,589 | 54,339 |
| 31 | New Hostel Lift | 8,35,530 | | | | 8,35,530 | 15% | 1,25,330 | 7,10,201 |
| 32 | Puffpanel Security Cabin | 14,472 | | | | 14,472 | 15% | 2,171 | 12,302 |
| 33 | Pvc Door | 29,051 | | | | 29,051 | 15% | 4,358 | 24,693 |
| 34 | REFRIGIRATOR M.C | 2,512 | | | | 2,512 | 15% | 377 | 2,135 |
| 35 | RO Water Plant | 4,37,999 | | | | 4,37,999 | 15% | 65,700 | 3,72,299 |
| 36 | SOLAR WATER HEATER | 10,53,305 | | | | 10,53,305 | 15% | 1,57,996 | 8,95,309 |
| 37 | SPORTS ARTICLES | 12,763 | | | | 12,763 | 15% | 1,914 | 10,849 |
| 38 | STOOL M.C | 827 | | | | 827 | 15% | 124 | 703 |
| 39 | SURGICAL ITEMS M.C | 5,630 | | | | 5,630 | 15% | 844 | 4,785 |
| 40 | Tally Software | 8,717 | | | | 8,717 | 15% | 1,308 | 7,410 |
| 41 | Treadmill | 14,151 | | | | 14,151 | 15% | 2,123 | 12,028 |
| 42 | Tricycle | 1,730 | | | | 1,730 | 15% | 259 | 1,470 |
| 43 | TROLLEY | 2,790 | | | | 2,790 | 15% | 419 | 2,372 |
| 44 | VESSELS | 7,427 | | | | 7,427 | 15% | 1,114 | 6,313 |
| 45 | Water Cooler | 1,18,290 | | 2,45,700 | | 3,63,990 | 15% | 36,171 | 3,27,819 |
| 46 | Water Dispenser | 21,695 | | | | 21,695 | 15% | 3,254 | 18,441 |
| 47 | WATER HEATER | 3,984 | | | | 3,984 | 15% | 598 | 3,386 |
| 48 | WATER PURIFIER | 12,604 | | | | 12,604 | 15% | 1,891 | 10,714 |
| 49 | Water Treatment Plant | 1,22,856 | | | | 1,22,856 | 15% | 18,428 | 1,04,427 |
| 50 | Wifi | 55,625 | | | | 55,625 | 15% | 8,344 | 47,281 |
| 51 | XEROX MACHINE | 17,006 | | | | 17,006 | 15% | 2,551 | 14,455 |
| 52 | FACE & CARD READING SECURITY SYSTEM | | | 6,86,450 | | 6,86,450 | 15% | 51,484 | 6,34,966 |
| 53 | MATERIAL HOIST (LIFT) KG | | 4,58,808 | | | 4,58,808 | 15% | 68,821 | 3,89,987 |
| | Grand Total | 163,97,569 | 29,23,436 | 14,13,047 | - | 207,34,052 | | 26,64,024 | 180,70,028 |
| | Work-in-Progress | | | | | | | | |
| | Building | 175,13,494 | 318,40,866 | 85,83,910 | - | 579,38,270 | 0% | - | 579,38,270 |
| | TOTAL | 175,13,494 | 318,40,866 | 85,83,910 | - | 579,38,270 | | - | 579,38,270 |



Crescent Canteen BSAU
Seethakathi Estate Vandalur, Chennai 600048
Assessment Year 2025 - 2026

Balance Sheet as at 31st March, 2025

| Particulars | | Note No. | AS AT 31.03.2025 | AS AT 31.03.2024 |
|-------------|-------------------------------|----------|--------------------|--------------------|
| | | | (Amount in Rs.) | (Amount in Rs.) |
| I | SOURCES OF FUNDS | | | |
| 1. | NPO Funds | | | |
| (a) | Unrestricted Funds | 1 | (7,022,458) | (4,677,524) |
| | | | (7,022,458) | (4,677,524) |
| 2. | Current Liabilities | | | |
| (a) | Payables | 2 | 2,979,710 | 5,928,570 |
| (b) | Other Current Liabilities | 3 | 5,540,874 | 540,874 |
| | | | 8,520,584 | 6,469,444 |
| | Total | | 1,498,126 | 1,791,920 |
| II | APPLICATION OF FUNDS | | | |
| 1. | Non-Current Assets | | | |
| (a) | Property, Plant and Equipment | 4 | 94,133 | 108,165 |
| | | | 94,133 | 108,165 |
| 2. | Current Assets | | | |
| (a) | Inventories | 5 | 256,690 | 479,015 |
| (b) | Trade Receivables | 6 | 38,301 | 13,909 |
| (c) | Cash and Bank balances | 7 | 926,202 | 1,010,831 |
| (d) | Short Term Loans and Advances | 8 | 182,800 | 180,000 |
| | | | 1,403,993 | 1,683,755 |
| | Total | | 1,498,126 | 1,791,920 |

The accompanying notes are an integral part of the financial statements

For B.S.Abdur Rahman Crescent Institute of Science
& Technology

As per our report on even date

For N.C. Rajagopal & Co.,
Chartered Accountants
FRN: 003398S

Sumithra Ravichandran
Mrs.Sumithra Ravichandran
Partner
Membership no. 204068



[Signature]
[Signature]
TRUSTEES

Place : Chennai
Date :

Crescent Canteen BSAU
Seethakathi Estate Vandalur, Chennai 600048
Assessment Year 2025 - 2026

INCOME & EXPENDITURE ACCOUNT FOR THE PERIOD ENDING 31st March 2025

| PARTICULARS | | Note No. | 01.04.2024 To 31.03.2025 | 01.04.2023 To 31.03.2024 |
|---|---|----------|--------------------------|--------------------------|
| | | | Amount in Rs. | Amount in Rs. |
| I | Income | 9 | 34,845,926 | 33,607,299 |
| II | Other Income | 10 | 45,655 | 54,306 |
| III | Total Income (I+II) | | 34,891,581 | 33,661,605 |
| IV | Expenses: | | | |
| (a) | Direct Expense | 11 | 3,178,316 | 3,267,627 |
| (b) | Cost of Goods Sold | 12 | 26,367,643 | 27,375,902 |
| (c) | Employee Benefits Expense | 13 | 7,581,536 | 6,941,350 |
| (d) | Depreciation Expense | 14 | 14,033 | 16,167 |
| (e) | Other Expenses | 15 | 94,987 | 165,948 |
| | Total Expenses | | 37,236,515 | 37,766,995 |
| V | Excess of Income over Expenditure for the year (III- IV) | | -2,344,934 | -4,105,390 |
| | Balance transferred to General Fund | | -2,344,934 | -4,105,390 |
| The accompanying notes are an integral part of the financial statements | | | | |

For B.S.Abdur Rahman Crescent Institute of Science & Technology

As per our report on even date

For N.C. Rajagopal & Co.,
Chartered Accountants
FRN: 0033985

TRUSTEES

Mrs.Sumithra Ravichandran
Partner
Membership no. 204068

Place : Chennai

Date :



| Crescent Canteen BSAU | | | |
|--|--|-------------------|-------------------|
| Notes forming part of the Financial Statements for the year ended 31st March, 2025 | | | |
| 1 | PARTICULARS | AS AT 31.03.2025 | AS AT 31.03.2024 |
| | | Amount in Rs. | Amount in Rs. |
| (a) | Unrestricted Funds | | |
| | Income and Expenditure Account | | |
| | Balance as per previous year | -4,677,524 | -572,135 |
| | Add: Funds transferred/received during the year | -2,344,934 | -4,105,390 |
| | Total | -7,022,458 | -4,677,524 |
| 2 | Payables | | |
| (a) | Total outstanding dues of micro, small and medium enterprises | - | - |
| (b) | Total outstanding dues of creditors other than micro, small and medium enterprises | 2,979,710 | 5,928,570 |
| | Total | 2,979,710 | 5,928,570 |
| 3 | Other Current Liabilities | | |
| (a) | BSACIST -A/c | 5,540,874 | 540,874 |
| | Total | 5,540,874 | 540,874 |
| 5 | Inventories | | |
| (a) | Stock-in-trade | | |
| | Opening Stock | 479,015 | 676,397 |
| | Add/(Less): Change in stock | 222,325 | 197,382 |
| | Total | 256,690 | 479,015 |
| 6 | Receivables | | |
| | Outstanding for a period less than 6 months from the date they are due for receipt | | |
| (a) | Secured Considered good | 38,301 | 13,909 |
| | Total | 38,301 | 13,909 |
| 7 | Cash and Bank Balances | | |
| A | Cash and cash equivalents | | |
| (a) | Balance with Banks | 741,796 | 722,513 |
| (b) | Cash on hand | 184,406 | 288,318 |
| | Total | 926,202 | 1,010,831 |
| 8 | Short Term Loans and Advances | | |
| (a) | Staff advance | 111,800 | 109,000 |
| (b) | Security deposit | 71,000 | 71,000 |
| | Total | 182,800 | 180,000 |



| Crescent Canteen BSAU | | | |
|--|--|--------------------------|--------------------------|
| Notes forming part of the Financial Statements for the year ended 31st March, 2025 | | | |
| PARTICULARS | | 01.04.2024 To 31.03.2025 | 01.04.2023 To 31.03.2024 |
| | | Amount in Rs. | Amount in Rs. |
| 9 | Income | | |
| (a) | Sales of Products | 34,845,926 | 33,607,299 |
| | Total | 34,845,926 | 33,607,299 |
| 10 | Other Income | | |
| (a) | Interest income | 45,655 | 50,222 |
| (b) | Miscellaneous income | - | 4,084 |
| | Total | 45,655 | 54,306 |
| 11 | Direct Expense | | |
| (a) | Disposal Items | 1,162,889 | 1,065,095 |
| (b) | Firewood Cutting Charges | - | 5,500 |
| (c) | Freight Charges | 786,101 | 899,596 |
| (d) | Gas Cylinder | 1,229,326 | 1,296,036 |
| (e) | Grinding Charges | - | 1,400 |
| | Total | 3,178,316 | 3,267,627 |
| 12 | Cost of Goods Sold | | |
| | Material Consumed | | |
| (i) | Inventory at the beginning of the year | 479,014 | 676,397 |
| (ii) | Add: Purchases during the year | 26,145,318 | 27,178,520 |
| (iii) | Less: Inventory at the end of the year | 256,689 | 479,014 |
| | Cost of Material consumed | 26,367,643 | 27,375,902 |



| | | | |
|-----------|---|------------------|------------------|
| 13 | Employee Benefits Expense | | |
| (a) | Salaries, wages, bonus and other allowances | 7,318,266 | 6,814,300 |
| (c) | Staff welfare expenses | 263,270 | 127,050 |
| | Total | 7,581,536 | 6,941,350 |
| 14 | Depreciation Expense | | |
| (a) | On Tangible assets (Refer note 4) | 14,033 | 16,167 |
| | Total | 14,033 | 16,167 |
| 15 | Other Expenses | | |
| (a) | Bank Charges | 2,409 | 1,273 |
| (b) | Billing Machine Maintenance | 11,353 | 9,014 |
| (c) | Cleaning Materials | - | 16,899 |
| (d) | Computer Printer Maintenance | - | 2,500 |
| (e) | Conveyance | 382 | 1,712 |
| (f) | Discount | - | 47,786 |
| (g) | Internet Charges | 1,320 | 4,594 |
| (h) | Printing & Stationery | 15,930 | 31,860 |
| (i) | Repairs & Maintenance-General | 4,428 | 3,945 |
| (j) | Repairs & Maintenance-Kitchen | 41,680 | 34,603 |
| (k) | Tricycle Maintenance | 6,405 | 5,250 |
| (l) | Hospitality Charges | 10,980 | 5,041 |
| (m) | Miscellaneous Expenses | 100 | 1,471 |
| | | 94,987 | 165,948 |



Crescent Canteen BSAU
Seethakathi Estate Vandalur, Chennai 600048
Assessment Year 2025-2026

Note- 4 : Property Plant and Equipment

| S.No | Particulars | WDV As On | Additions | | Deletions | Total | Rate | Depreciation | WDV As On |
|------|-----------------------------------|----------------|-----------|-----------|-----------|----------------|------|---------------|---------------|
| | | 01.04.2024 | >180 Days | <180 Days | | | | | 31.03.2025 |
| | | | | | | | | | |
| | Block 1: Furniture | | | | | | | | |
| 1 | Kitchen Equipments | 43,840 | - | - | - | 43,840 | 10% | 4,384 | 39,456 |
| | | | | | | | | | |
| | Block 2: Office Equipments | | | | | | | | |
| 2 | Billing Machine | 57,931 | - | | | 57,931 | 15% | 8,690 | 49,241 |
| 3 | Cash Counting Machine | 6,395 | - | | | 6,395 | 15% | 959 | 5,436 |
| | | | | | | | | | |
| | Grand Total | 108,165 | - | - | - | 108,166 | | 14,033 | 94,133 |



FORM NO. 10B

[See rule 16CC and 17B]

Audit report under clause (b) of the tenth proviso to clause (23C) of section 10 and sub-clause (ii) of clause (b) of subsection (1) of section 12A of the Income-tax Act, 1961, in the case of a fund or trust or institution or any university or other educational institution or any hospital or other medical institution.

We have examined the balance sheet of B S ABDUR RAHMAN CRESCENT INSTITUTE OF SCIENCE AND TECHNOLOGY [name of the fund or trust or institution or any university or other educational institution or any hospital or other medical institution] as at 31-Mar-2025 and the Income and Expenditure account or Profit and Loss account for the year ended on that date are in agreement with the books of account maintained by the said fund or trust or institution or university or other educational institution or hospital or other medical institution.

We have obtained all the information and explanations to the best of our knowledge and belief which are necessary for the purposes of the audit.

In our opinion, proper books of account have been maintained at the registered office of the above named fund or trust or institution or university or other educational institution or hospital or other medical institution at the address mentioned at serial number 14 of the Annexure:

In our opinion and to the best of our information and according to explanations given to us, the particulars given in the Annexure are true and correct subject to following observations or qualifications-

(a)

In our opinion and to the best of our information, and according to information given to us, the said accounts give a true and fair view-

- (i) in the case of the balance sheet, of the state of affairs of the above named fund or trust or institution or university or other educational institution or hospital or other medical institution as on 31-Mar-2025; and
- (ii) in the case of the Income and Expenditure account or Profit and Loss account, of the income and application or profit or loss of its accounting year ending on 31-Mar-2025.

Subject to the following observations/qualifications-

(a)

The prescribed particulars are annexed hereto.

Name of Chartered Accountant

SUMITHRA RAVICHANDRAN

Membership Number

ARCA204068

Firm Registration Number

0003398S

Address

22, KRISHNASWAMY AVENUE, MYLAPORE, CHENNAI 600004

IP Address

122.164.85.187

Place

Chennai

Date

27-Oct-2025

ANNEXURE
Statement of particulars

| | | | | | | |
|----------------------|-----|---|---|--|---|--|
| Basic Details | 1. | PAN of the auditee | | AABTB5026G | | |
| | 2. | Name of the auditee | | B S ABDUR RAHMAN CRESCENT INSTITUTE OF SCIENCE AND TECHNOLOGY | | |
| | 3. | Assessment year | | 2025-26 | | |
| | 4. | Previous year | | 01-APR-2024 to 31-MAR-2025 | | |
| | 5. | Registered Address of the auditee | | NO.4, Moores Road, NUNGAMBAKKAM, Greams Road, NUNGAMBAKKAM, Greams Road S.O, CHENNAI, Tamil Nadu, INDIA,600006 | | |
| | 6. | Other addresses, if applicable | | NO.4,, Moores Road, NUNGAMBAKKAM, Greams Road S.O, CHENNAI, Tamil Nadu, INDIA, 600006 | | |
| Legal | 7. | Type of the auditee | | Society | | |
| | 8. | Whether the auditee is established under an instrument | | Yes | | |
| Registration Details | 9. | Details of registration/provisional registration or approval/ provisional approval or notification of the auditee under the Income-tax Act (Details of all the registration/provisional registration/approval/provisional approval/notification which are valid during the previous year should be provided, however where the auditee has got the registration/approval after provisional registration/approval the details of provisional registration/approval need not be provided) | | | | |
| | | Section under which registered/provisionally registered or approved/ provisionally approved / notified | Date of registration/provisional registration or approval/ provisionally approval/ notification | Registration/Approval/ Notification/ Unique Registration No. (URN), if available | Authority granting registration/provisional registration or approval/provisional approval or notification | Date from which registration/provisional registration/approval/provisional approval/ notification is effective |
| | | (1) | (2) | (3) | (4) | (5) |
| | | 05-Clause (i), of first proviso to clause (23C) of section 10 (for applicants covered under subclause (vi) of clause (23C) of section 10) | 24-Sep-2021 | AABTB5026GC20166 | PCIT/CIT | 24-Sep-2021 |
| | | 11-Clause (i) of first proviso to subsection (5) of section 80G | 24-Sep-2021 | AABTB5026GF20094 | PCIT/CIT | 24-Sep-2021 |
| Management | 10. | (a) | Details of all the Author (s)/ Founder (s)/ Settlor (s)/Trustee (s)/ Members of society/Members of the Governing Council/ Director (s)/ shareholders holding 5% or more of shareholding / Office Bearer (s) of the auditee at any time during the previous year | | | |

| S. No. | Name of person | Relation | Percentage of shareholding in case of shareholder | Unique Identification Number | ID Code | Address | Whether there is any change in relation during previous year of audit | If yes, specify the change |
|--------|-------------------------|----------|---|------------------------------|---------|---|---|----------------------------|
| | (1) | (2) | (3) | (4) | (5) | (6) | (7) | (8) |
| 1. | Abdul Qadir AR Buhari | Trustee | | AAHPB0035F | PAN | 4, Moores Road, Chennai, Greams Road S.O., Chennai, Tamil Nadu, INDIA, 600006 | No | |
| 2. | Arif B. Rahman | Trustee | | AADPR2788P | PAN | 4, Moores Road, Chennai, Greams Road S.O., Chennai, Tamil Nadu, INDIA, 600006 | No | |
| 3. | Khalid A.K. Buhar | Trustee | | AAEPK9169N | PAN | 4, Moores Road, Chennai, Greams Road S.O., Chennai, Tamil Nadu, INDIA, 600006 | No | |
| 4. | Syed Mohammed Bukhari | Trustee | | AADPB5051B | PAN | 4, Moores Road, Chennai, Greams Road S.O., Chennai, Tamil Nadu, INDIA, 600006 | No | |
| 5. | Mohamed Hassan | Trustee | | AAKPM0909L | PAN | 4, Moores Road, Chennai, Greams Road S.O., Chennai, Tamil Nadu, INDIA, 600006 | No | |
| 6. | Ahmed A. Rahman Buhari | Trustee | | AADPB9742P | PAN | 4, Moores Road, Chennai, Greams Road S.O., Chennai, Tamil Nadu, INDIA, 600006 | No | |
| 7. | Ashraf A. Rahman Buhari | Trustee | | AACPA3838J | PAN | 4, Moores Road, Chennai, Greams Road S.O., Chennai, Tamil Nadu, INDIA, 600006 | No | |

(b)

In case if any of the persons [as mentioned in row 10(a)] is not an individual, then provide the following details of the natural persons who are beneficial owners (5% or more) of such person at any time during the previous year.

| Sl. No. | Name | Unique Identification Number | ID code | Address | Non-individual person [as mentioned in row no 10(a)] in which beneficial ownership held | Percentage of beneficial ownership | Whether there is any change during previous year of audit | If yes, specify the change |
|---------|------|------------------------------|---------|---------|---|------------------------------------|---|----------------------------|
| (1) | (2) | (3) | (4) | (5) | (6) | (7) | (8) | (9) |

No Records Available

Objects

11.

Objects of the auditee

Education

Acknowledgement Number:29734330271025

| | | | | | | | |
|---|-----|-------|---|---------------------|--|--|--------------------------|
| | 12. | (i) | Whether the auditee, being a trust or institution referred to in section 11 or 12, has adopted or undertaken modification of the objects which do not conform to the conditions of registration? | | | | No |
| | | (ii) | If yes, please furnish following information:- | | | | |
| | | (A) | Date of such modification/ adoption | | | | |
| | | (B) | Whether an application for registration has been made in the prescribed form and manner within the stipulated period of thirty days from the date of said adoption or modification, as per sub-clause (v) of clause (ac) of sub-section (1) of section 12A. | | | | |
| | | (C) | If yes provide the following details regarding application for registration under sub-clause (v) of clause (ac) of sub-section (1) of section 12A | | | | |
| | | | S. No. | Date of Application | Status of registration in pursuance of application | Date of Registration or cancellation based on such application | URN of such registration |
| | | | (1) | (2) | (3) | (4) | (5) |
| | | | No Records Available | | | | |
| Commencement of activities | 13. | (i) | Where the auditee has been granted provisional registration or provisional approval, whether activities have commenced during the previous year | | | | No |
| | | (ii) | If yes in 13 (i) , date of commencement of activities | | | | |
| | | (iii) | If the answer to 13(i) is yes, whether application for registration under section sub-clause (iii) of clause (ac) of sub-section (1) of section 12A or application for approval under clause (iii) of the first proviso to clause (23C) of section 10 has been filed? | | | | |
| | | (iv) | If yes in 13(iii) above, provide the following details regarding application for registration under section sub-clause (iii) of clause (ac) of sub-section (1) of section 12A or application for approval under clause (iii) of the first proviso to Clause (23C) of section 10 has been filed? | | | | |
| | | | S. No. | Date of Application | Status of registration in pursuance to application | Date of Registration /Cancellation based on such application | URN of such registration |
| | | | No Records Available | | | | |
| ils of Place where books of accounts ther documents have been maintained | 14. | (i) | Whether the books of account and other documents have been kept and maintained in the form and manner and at such place as prescribed under rule 17AA by the auditee | | | | Yes |
| | | (ii) | Provide the following details of the books of account and other documents | | | | |

Acknowledgement Number:29734330271025

| S. No. | Nature of Books of Account | Whether maintained by the auditee | Whether maintained in a computer system | Whether maintained at registered office | If maintained at any place other than the registered place | | | | Whether the books of account have been audited |
|--------|---|-----------------------------------|---|---|--|--|---|---|--|
| | | | | | Address of such Place | Date of decision by management to keep account at such place | Whether intimated to Assessing Officer that books of accounts are kept at such place under proviso to sub-rule (3) of rule 17AA | Date of intimation to Assessing Officer | |
| (1) | (2) | (3) | (4) | (5) | (6) | (7) | (8) | (8a) | (9) |
| 1. | Cash book | Yes | Yes | Yes | | | | | Yes |
| 2. | Ledger | Yes | Yes | Yes | | | | | Yes |
| 3. | Original bills wherever issued to the person and receipts in respect of payments made by the person | Yes | Yes | Yes | | | | | Yes |
| 4. | Copies of bills, whether machine numbered or otherwise serially numbered, wherever such bills are issued by the assessee, and copies or counterfoils of machine numbered or otherwise serially numbered receipts issued by the assessee | Yes | Yes | Yes | | | | | Yes |
| 5. | Any other book that may be required to be maintained in order to give a true and fair view of the state of the affairs of the person and explain the transactions effected | Yes | Yes | Yes | | | | | Yes |
| 6. | Record of all the projects and institutions run by the person containing details of their name, address and objectives | Yes | Yes | Yes | | | | | Yes |
| 7. | Journal | Yes | Yes | Yes | | | | | Yes |

| | | | | | | | | | | | | |
|---|------------------------------|---|---|--------|------------------------------|--|-----|-----|-----|-------|--|---|
| Advancement of General Public Utility | 15. | Where, in any of the projects/institutions run by auditee, one of the charitable purposes is advancement of any other object of general public utility then,- | | | | | | | | | | |
| | (A) | Whether any activity is being carried on by the auditee which is in the nature of trade, commerce or business referred to in proviso to clause (15) of section 2? | | No | | | | | | | | |
| | (B) | If yes, then percentage of receipt from such activity vis-à-vis total receipts | | % | | | | | | | | |
| | (C) | Whether such activity in the nature of trade, commerce or business is undertaken in the course of actual carrying out of such advancement of any other object of general public utility | | | | | | | | | | |
| | (D) | Whether there is any activity of rendering any service in relation to any trade, commerce or business for any consideration as referred to in proviso to clause (15) of section 2? | | No | | | | | | | | |
| | (E) | If yes, then percentage of receipt from such activity vis-à-vis total receipts | | % | | | | | | | | |
| | (F) | Whether such activity of rendering service is undertaken in the course of actual carrying out of such advancement of any other object of general public utility | | | | | | | | | | |
| | 16. | If 'A' or 'D' in 15 is Yes, the aggregate annual receipts from such activities in respect of that project/institution | | | | | | | | | | |
| <table border="1"> <tr> <td>S. No.</td> <td>Name of Project/ Institution</td> <td>Amount of aggregate annual receipts from activities referred in 15A and 15D (In Rs.)</td> </tr> <tr> <td>(1)</td> <td>(2)</td> <td>(3)</td> </tr> <tr> <td>Total</td> <td></td> <td>0</td> </tr> </table> | | | | S. No. | Name of Project/ Institution | Amount of aggregate annual receipts from activities referred in 15A and 15D (In Rs.) | (1) | (2) | (3) | Total | | 0 |
| S. No. | Name of Project/ Institution | Amount of aggregate annual receipts from activities referred in 15A and 15D (In Rs.) | | | | | | | | | | |
| (1) | (2) | (3) | | | | | | | | | | |
| Total | | 0 | | | | | | | | | | |
| No Records Available | | | | | | | | | | | | |
| Business Undertaking | 17. | (i) | Whether the auditee has any business undertaking as referred to in sub-section (4) of section 11 | | No | | | | | | | |
| | | (ii) | If yes, then provide the following details of the business undertaking: | | | | | | | | | |
| | | (a) | Nature of Business Undertaking | | | | | | | | | |
| | | (b) | Business code | | | | | | | | | |
| | | (c) | Whether separate books of account have been maintained for the business undertaking <refer note^> | | | | | | | | | |
| | | (d) | Income from the business undertaking for the previous year which is not to be included in the total income of the auditee as per sub-section (4) of section 11 | | ₹ | | | | | | | |
| | (e) | Income from the business undertaking for the previous year which is to be included in the total income of the auditee as per sub-section (4) of section 11 | | ₹ | | | | | | | | |
| ncidental to Objects | 18. | (i) | Whether the auditee has any income being profits and gains from any business as referred in seventh proviso to Clause (23C) of section 10 or sub-section (4A) of section 11, as the case may be | | No | | | | | | | |
| | | (ii) | If yes, then provide the following details of such business: | | | | | | | | | |
| | | (a) | Nature of Business | | | | | | | | | |

Acknowledgement Number:29734330271025

| | | | | | | | | | | |
|------------|--|-----|---|--|--|--|--|--|--|---|
| Business I | | (b) | Business code | | | | | | | |
| | | (c) | Whether separate books of account have been maintained for the business <refer note^> | | | | | | | |
| | | (d) | Whether the business is incidental to the attainment of the objects of the auditee | | | | | | | |
| | | (e) | Profits and gains from the business during the previous year | | | | | | | ₹ |

| TDS on receipts | 19. | Details of the receipts of the auditee on which tax has been deducted at source referred to in sections 194C or 194J or 194H or 194Q: | | | | | | | | | | |
|-----------------|--------------------------------------|---|-----------------|--|----------------------------------|---|----------------------------|-----------|-----------|---------------------|---|--|
| | S. No. | Name of the deductor | TAN of deductor | Amount on which tax has been deducted at source (In Rs.) | Amount of tax deducted at source | Section under which tax has been deducted at source | Category of income/receipt | | | | Income/receipt in column 7 or 8 which is from business incidental to the attainment of the objects of the auditee. (In Rs.) | Whether separate books of account have been maintained for activities income/receipt which is mentioned in column 10 |
| | (1) | (2) | (3) | (4) | (5) | (6) | (7) | (8) | (9) | (9a) | (10) | (11) |
| | 1. | SUMMIT DIGITEL INFRASTRUCTURE PRIVATE LIMITED | AHMR13868B | 10,75,547 | 21,520 | 194C | 0 | 0 | 10,75,547 | Electricity Charges | 0 | Yes |
| | 2. | EDUQUITY CAREER TECHNOLOGIES PRIVATE LIMITED | BLRE00729B | 51,700 | 1,034 | 194C | 0 | 0 | 51,700 | Others | 0 | Yes |
| | 3. | THE INSTITUTION OF ENGINEERS (INDIA) | CALT00825G | 1,25,427 | 12,543 | 194J | 0 | 0 | 1,25,427 | Others | 0 | Yes |
| | 4. | DIRECTOR OF ACCOUNTS (OFFICE OF) | CHED00268C | 3,20,000 | 6,656 | 194C | 0 | 0 | 3,20,000 | others | 0 | Yes |
| | 5. | EAST COAST CONSTRUCTION & INDUSTRIES LTD | CHEE02041E | 5,58,900 | 11,178 | 194C | 0 | 0 | 5,58,900 | Others | 0 | Yes |
| | 6. | FLEXTRONICS TECHNOLOGIES INDIA PRIVATE LIMITED | CHEF03535A | 35,200 | 3,520 | 194J | 0 | 0 | 35,200 | Others | 0 | Yes |
| | 7. | HL MANDO ANAND INDIA PRIVATE LIMITED | CHEM09316G | 4,91,250 | 9,825 | 194C | 0 | 0 | 4,91,250 | Others | 0 | Yes |
| 8. | HL MANDO ANAND INDIA PRIVATE LIMITED | CHEM09316G | 20,32,500 | 40,650 | 194C | 0 | 0 | 20,32,500 | Others | 0 | Yes | |

Acknowledgement Number:29734330271025

| | S. No. | Name of the deductor | TAN of deductor | Amount on which tax has been deducted at source (In Rs.) | Amount of tax deducted at source | Section under which tax has been deducted at source | Category of income/receipt | | | | Income/receipt in column 7 or 8 which is from business incidental to the attainment of the objects of the auditee. (In Rs.) | Whether separate books of account have been maintained for activities income/receipt which is mentioned in column 10 | |
|-------------------------|--------|---|--|--|----------------------------------|---|-----------------------------------|--|-----------------------------------|--------------------|---|--|-----|
| | | | | | | | Trade, commerce or business (Rs.) | Activity of rendering any service in relation to any trade, commerce or business (Rs.) | Others (specify the nature) (Rs.) | Specify the nature | | | |
| | (1) | (2) | (3) | (4) | (5) | (6) | (7) | (8) | (9) | (9a) | (10) | (11) | |
| | 9. | NANDHIVARAM GUDUVANCHERI TOWN PANCHAYAT | CHEN04805D | 5,95,300 | 11,906 | 194C | 0 | 0 | 5,95,300 | Others | 0 | Yes | |
| | 10. | STATE INSTITUTE OF RURAL DEVELOPMENT | CHES22354D | 1,56,356 | 15,634 | 194J | 0 | 0 | 1,56,356 | Others | 0 | Yes | |
| | 11. | VELLORE INSTITUTE OF TECHNOLOGY | CHEV10533F | 10,000 | 1,000 | 194J | 0 | 0 | 10,000 | Others | 0 | Yes | |
| | 12. | INSTITUTION OF MECHANICAL ENGINEERS (INDIA) | MUMI07711E | 1,33,573 | 2,671 | 194C | 0 | 0 | 1,33,573 | Others | 0 | Yes | |
| | 13. | BHARTI AIRTEL LIMITED | RTKB03826E | 2,80,350 | 5,606 | 194C | 0 | 0 | 2,80,350 | Others | 0 | Yes | |
| Voluntary Contributions | 20. | Whether the provisions of twenty second proviso to clause (23C) of section 10 or sub-section (10) of section 13 are applicable. | | | | | | | | | No | | |
| | 21. | Whether auditee has filed Form No. 10BD for the previous year < If No then skip to row 23 > | | | | | | | | | No | | |
| | 22. | Total Sum of donations reported in Form No. 10BD furnished by the auditee for the previous year | | | | | | | | | ₹ | | |
| | 23. | Donations not reported in Form No 10BD /Not required to fill Form No. 10BD | | | | | | | | | | | |
| | | (i) | Donations received by fund or trust or institution of the auditee which is approved under clause (b) of sub-section (2) of section 80G | | | | | | | | | ₹ 0 | |
| | | (ii) | Donations received by fund or trust or institution of the auditee which qualifies for deduction under section 80G (other than those donations qualifying under clause (b) of sub-section (2) of section 80G or sub-clause (iv) of clause (a) of sub-section (2) of section 80G) | | | | | | | | | ₹ 0 | |
| | | (iii) | Donations received by fund or trust or institution of the auditee approved under sub-clause (iv) of clause (a) of sub-section (2) of section 80G and which are not eligible under sub-section (5) of section 80G | | | | | | | | | | |
| | | | (a) | Cash donations exceeding Rs 2000 | | | | | | | | | ₹ 0 |
| (b) | | | Donations received from other charitable trusts and institution or from any fund or institution or trust or any university or other educational institutions or any hospital or other medical institution not | | | | | | | | | ₹ 0 | |

Acknowledgement Number:297343330271025

| | | | | |
|---------|--------|--|---|------------------|
| | | | eligible for deduction | |
| | | (c) | Others (Specify the nature) | ₹ 0 |
| | | (d) | Total (a)+(b)+(c) | ₹ 0 |
| | (iv) | Donations which could not be reported in Form No 10BD due to non-availability of identification of donor as required under Form No 10BD | | ₹ 0 |
| | (v) | Donations received in kind | | ₹ 0 |
| | (vi) | Anonymous Donations referred to in section 115BBC | | |
| | | (a) | Amount of anonymous donation not taxable under section 115BBC on account of applicability of clause (i) of sub-section (1) of section 115BBC | ₹ 0 |
| | | (b) | Amount of anonymous donation not taxable under section 115BBC on account of applicability of clause (a) of sub-section (2) of section 115BBC | ₹ 0 |
| | | (c) | Amount of anonymous donation not taxable under section 115BBC on account of applicability of clause (b) of sub-section (2) of section 115BBC | ₹ 0 |
| | | (d) | Other anonymous donations taxable @ 30 % under section 115BBC | ₹ 0 |
| | | (e) | Total (a+b+c+d) | ₹ 0 |
| | (vii) | Any other voluntary contribution not part of Form No. 10BD, Please specify the nature | | ₹ 0 |
| | (viii) | Total donation not reported in form No. 10BD [23(i)+23(ii)+23(iii)(d) +23(iv)+23(v)+23(vi)(e)+23(vii)] | | ₹ 0 |
| | 24. | Total voluntary contributions received by the auditee during the previous year [22+23(viii)] | | ₹ 0 |
| | 25. | Total Foreign Contribution out of the total voluntary contributions stated in 24 | | ₹ 0 |
| | 26. | Voluntary Contribution forming part of Corpus (which are included in 24) | | ₹ 0 |
| | | (A) | Corpus representing donations received for the renovation or repair of places notified under clause (b) of sub-section (2) of section 80G eligible for exemption under Explanation 1A to the third proviso to clause (23C) of section 10 or Explanation 3A to sub-section (1) of section 11 | ₹ 0 |
| | | (B) | Corpus donations as referred to in clause (d) of sub-section (1) of section 11 or Explanation 1 to the third proviso to section 10 (23C) eligible for exemption and invested in modes specified under sub-section (5) of section 11 | ₹ 0 |
| | 27. | Voluntary Contributions required to be applied by the auditee during the previous year [24-{23(vi)(d)+26A+ 26B}]] | | ₹ 0 |
| applied | 28. | Income other than voluntary contributions derived from property held under trust referred to in section 11 or income of fund or institution or trust or any university or other educational institution or any hospital or other medical institution | | ₹ 2,18,66,61,736 |

Acknowledgement Number:297343330271025

| | | | | | | | |
|-----------------------|--|--|---|---|----------------|---------------------------|----------------|
| Income to be | | (other than the contribution reported in serial number 24) | | | | | |
| | 29. | Income applied outside India which is eligible under clause (c) of sub-section (1) of section 11 | | | | ₹ 0 | |
| | 30. | Income required to be applied in India by the auditee during the previous year([27+28-29]) | | | | ₹ 2,18,66,61,736 | |
| Application of Income | 31. | Application of Income (excluding application not eligible and reported under serial number 37) | | | | | |
| | | (i) | Total amount applied for charitable or religious purposes in India during the previous year | | | | |
| | | (a) | Contribution or donation to any other person during the previous year | | | | |
| | | | | Electronic(₹) | | | ₹ 8,92,00,000 |
| | | | | Other than electronic(₹) | | | ₹ 0 |
| | | | | Total(₹) | | | ₹ 8,92,00,000 |
| | | (b) | Object wise application other than the application provided in (a) | | | | |
| | | | S. No. | | Electronic (₹) | Other than electronic (₹) | Total (₹) |
| | | | (I) | Religious | 0 | 0 | 0 |
| | | | (II) | Relief of poor | 0 | 0 | 0 |
| | | | (III) | Education | 1,44,08,92,595 | 18,96,282 | 1,44,27,88,877 |
| | | | (IV) | Medical relief | 0 | 0 | 0 |
| | | | (V) | Yoga | 0 | 0 | 0 |
| | | | (VI) | Preservation of Environment (including watersheds, forests and wildlife) | 0 | 0 | 0 |
| | | | (VII) | Preservation of Monuments or Places or Objects of Artistic or Historic interest | 0 | 0 | 0 |
| (VIII) | Advancement of any other objects of general public utility | | 0 | 0 | 0 | | |
| (IX) | Application which cannot be specifically categorized under (I) to (VIII) | | 0 | 0 | 0 | | |
| (X) | Total | | 1,44,08,92,595 | 18,96,282 | 1,44,27,88,877 | | |
| (c) | Total application (a) + (b)(X) | | | | | | |
| | Electronic(₹) | | | ₹ 1,53,00,92,595 | | | |
| | Other than electronic(₹) | | | ₹ 18,96,282 | | | |
| | Total(₹) | | | ₹ 1,53,19,88,877 | | | |

(ii) Details of application out of (i) (a) and (i) (b) resulting in payment in excess of Rs. 50 lakh during the previous year to any person



Acknowledgement Number:297343330271025

| S. No. | Name of person to whom amount paid or credited | PAN of such person | Amount of application (Rs.) | Mode of Application | | | TDS | |
|--------|--|--------------------|-----------------------------|------------------------|-----------------------------------|--------------|-----------------------------------|---|
| | | | | Electronic modes (Rs.) | Other than Electronic modes (Rs.) | Total | Whether any TDS has been deducted | Section under which TDS has been deducted |
| (1) | (2) | (3) | (4) | (5) | (6) | (7) | (8) | (9) |
| 1. | EBI LAB INC | | 55,22,400 | 55,22,400 | 0 | 55,22,400 | Yes | 194Q - Deduction of tax at source on payment of certain sum for purchase of goods |
| 2. | Beyond 2000 Technologies | | 51,84,450 | 51,84,450 | 0 | 51,84,450 | Yes | 194C - Payments to contractors |
| 3. | C-Ihub Accelerator India Private Limited | | 75,79,673 | 75,79,673 | 0 | 75,79,673 | Yes | 194C - Payments to contractors |
| 4. | EL Square Solutions | | 1,25,21,160 | 1,25,21,160 | 0 | 1,25,21,160 | Yes | 194C - Payments to contractors |
| 5. | Jd Enterprises | | 58,25,895 | 58,25,895 | 0 | 58,25,895 | Yes | 194C - Payments to contractors |
| 6. | M.C. Agencies | | 3,21,72,127 | 3,21,72,127 | 0 | 3,21,72,127 | Yes | 194Q - Deduction of tax at source on payment of certain sum for purchase of goods |
| 7. | M/s.Mastersoft ERP Solutions Pvt Ltd. | | 92,23,672 | 92,23,672 | 0 | 92,23,672 | Yes | 194C - Payments to contractors |
| 8. | Popular Mega Motors India P Ltd | | 68,41,588 | 68,41,588 | 0 | 68,41,588 | No | |
| 9. | Seventh Sense Reality Developers Pvt Ltd | AACCB7958H | 51,47,19,909 | 51,47,19,909 | 0 | 51,47,19,909 | Yes | 194C - Payments to contractors |
| 10. | Solaris Computers Pvt Ltd | | 4,02,41,980 | 4,02,41,980 | 0 | 4,02,41,980 | Yes | 194Q - Deduction of tax at source on payment of certain sum for purchase of goods |
| 11. | VE Commercial Vehicles Ltd. | | 62,10,593 | 62,10,593 | 0 | 62,10,593 | No | |
| 12. | Alpha Star Trading Private Limited | | 69,77,395 | 69,77,395 | 0 | 69,77,395 | Yes | 194Q - Deduction of tax at source on payment of certain sum for purchase of goods |
| 13. | Square meters Projects | | 80,64,000 | 80,64,000 | 0 | 80,64,000 | Yes | 194C - Payments to contractors |
| 14. | Powerica Limited | | 1,08,88,307 | 1,08,88,307 | 0 | 1,08,88,307 | Yes | 194C - Payments to contractors |
| 15. | Crescent General Stores | | 11,95,87,878 | 11,95,87,878 | 0 | 11,95,87,878 | Yes | 194Q - Deduction of tax at source on payment of certain sum for purchase of goods |

Acknowledgement Number:29734330271025

| | S. No. | Name of person to whom amount paid or credited | PAN of such person | Amount of application (Rs.) | Mode of Application | | | TDS | |
|--|---|---|--------------------|-----------------------------|------------------------|-----------------------------------|------------------|-----------------------------------|---|
| | | | | | Electronic modes (Rs.) | Other than Electronic modes (Rs.) | Total | Whether any TDS has been deducted | Section under which TDS has been deducted |
| | (1) | (2) | (3) | (4) | (5) | (6) | (7) | (8) | (9) |
| | 16. | All India Islamic Foundation | | 1,09,72,000 | 1,09,72,000 | 0 | 1,09,72,000 | Yes | 194-I - Rent |
| (iii) | Amount which was not actually paid during the previous year [if included in (i)(c)] | | | | | | | ₹ 11,51,452 | |
| (iv) | Amount actually paid during the previous year which accrued during any earlier previous year but not claimed as application of income in earlier previous year | | | | | | | ₹ 28,57,279 | |
| (v) | Total amount to be allowed as application [31(i)(c)- 31(iii) +31(iv)] | | | | | | | ₹ 1,53,36,94,704 | |
| (vi) | Bifurcation of application in 31(v) into Revenue or Capital | | | | | | | ₹ 1,53,36,94,704 | |
| | (a) | Revenue | | | | | ₹ 1,40,84,50,629 | | |
| | (b) | Capital | | | | | ₹ 12,52,44,075 | | |
| (vii) | Amount invested or deposited back in corpus which was applied during any preceding previous year and not claimed as application during that previous year. | | | | | | | ₹ 0 | |
| (viii) | Repayment of loan or borrowing during the previous year which was earlier applied and not claimed as application during that previous year. | | | | | | | ₹ 0 | |
| Amount to be disallowed from application | | | | | | | | | |
| (ix) | Amount disallowable under thirteenth proviso to clause (23C) of section 10 or Explanation 3 to sub-section (1) of section 11 read with sub-clause (ia) of clause (a) of section 40 | | | | | | | ₹ 0 | |
| (x) | Amount disallowable under thirteenth proviso to section 10(23C) or Explanation 3 to sub-section (1) of section 11 read with sub-section (3) or (3A) of section 40A | | | | | | | ₹ 0 | |
| | (A) | Amount disallowable under thirteenth proviso to section 10(23C) or Explanation 3 to sub-section (1) of section 11 read with sub-section (3) of section 40A | | | | | ₹ 0 | | |
| | (B) | Amount disallowable under thirteenth proviso to section 10(23C) or Explanation 3 to sub-section (1) of section 11 read with sub-section (3A) of section 40A | | | | | ₹ 0 | | |
| (xi) | Donation to any fund or institution or trust or any university or other educational institution or any hospital or other medical institution referred to in sub - clause (iv), (v), (vi) or (via) of Clause (23C) of section 10 of the Act or any trust or institution referred to in section 11 or 12 of the Act towards Corpus | | | | | | | ₹ 0 | |
| (xii) | Donation to any fund or institution or trust or any university or other educational institution or any hospital or other medical institution referred to in sub - clause (iv), (v), (vi) or (via) of Clause (23C) of section 10 of the Act or any trust or institution referred to in section 11 or 12 of the Act not having same objects | | | | | | | ₹ 0 | |

Acknowledgement Number:297343330271025

| | | | |
|----------------|---------|---|------------------|
| | (xiii) | Donation to any person other than any fund or institution or trust or any university or other educational institution or any hospital or other medical institution referred to in sub - clause (iv), (v), (vi) or (via) of clause (23C) of section 10 of the Act or any trust or institution referred to in section 11 or 12 of the Act | ₹ 0 |
| | (xiv) | Application outside India for which approval under proviso to clause (c) of sub-section (1) of section 11 has not been obtained | ₹ 0 |
| | (xv) | Application outside India for which approval under proviso to clause (c) of sub-section (1) of section 11 has been obtained | ₹ 0 |
| | (xvi) | Applied for any purpose beyond the objects of the auditee | ₹ 0 |
| | (xvii) | Any other Disallowance (Please specify) | ₹ 0 |
| | (xviii) | Total allowable application [{31(v)+31(vii)+31(viii)} - {31(ix) to 31(xvii)}] | ₹ 1,53,36,94,704 |
| | (xix) | Amount deemed to have been applied during the previous year under clause (2) of Explanation 1 to sub-section (1) of section 11 | ₹ 0 |
| | (xx) | Income accumulated as per the provisions of Explanation 3 to the third proviso to clause (23C) of section 10 or sub-section (2) of section 11 | ₹ 33,83,47,772 |
| | (xxi) | Income accumulated or set apart for application to charitable or religious purposes or stated objects of trust or institution to the extent it does not exceed 15 % of the income | ₹ 31,46,19,260 |
| | 32. | Taxable Income [30- {31(xviii) to 31(xxi)}] | ₹ 0 |
| Section 115BBI | 33. | Income taxable under section 115BBI | |
| | (a) | Whether the auditee has any deemed income referred to in sub-section (1B) of section 11 which is chargeable to tax @ 30 % under section 115BBI and the amount of such deemed income? | No ₹ |
| | (b) | Whether the auditee has any deemed income referred to in Explanation 4 to third proviso to clause (23C) of section 10 or sub-section (3) of section 11 which is chargeable to tax @ 30 % under section 115BBI and the amount of such deemed income? | No ₹ |
| | (i) | Whether income accumulated is applied for the purposes other than charitable or religious purposes or ceases to be accumulated or set apart for application thereto | No ₹ |
| | (ii) | Whether such income accumulated ceases to remain invested or deposited in any of the forms or modes specified in sub-section (5) of section 11 | No ₹ |
| | (iii) | Whether such income accumulated is not utilised for the purpose for which it is so accumulated or set apart during the period referred to in clause (a) of the Explanation 3 to third proviso to clause (23C) of section 10 or clause (a) of sub-section (2) of section 11 | No ₹ |
| | (iv) | Whether such income accumulated is credited or paid to any trust or institution registered under section 12AA or section 12AB or to any fund or institution or trust or any university or other educational | No ₹ |

Acknowledgement Number:29734330271025

| | | | | | |
|---------------|-----|---|--|--|------|
| | | | institution or any hospital or other medical institution referred to in sub-clause (iv) or sub-clause (v) or sub-clause (vi) or sub-clause (via) of clause (23C) of section 10 | | |
| | | (c) | (i) | Whether the auditee has any income which is income not to be excluded from the total income under twenty first proviso to clause (23C) of section 10 or clause (c) of sub-section (1) of section 13 which is chargeable to tax @ 30 % under section 115BBI and the amount of such income | No ₹ |
| | | | (ii) | Whether the auditee has any income which is not to be excluded from the total income under clause (b) of third proviso to clause (23C) of section 10 or clause (d) of sub-section (1) of section 13 which is chargeable to tax @ 30 % under section 115BBI and the amount of such income | No ₹ |
| | | (d) | | Whether the auditee has any income accumulated or set apart in excess of fifteen percent of the income where such accumulation is not allowed under any specific provision of the Act and which is chargeable to tax @ 30 % under section 115BBI and the amount of such income ? | No ₹ |
| | | (e) | | Whether the auditee has made any application out of India which is not excluded from total income under clause (c) of sub-section (1) of section 11 | No ₹ |
| | 34. | Anonymous donation which is chargeable to tax @ 30 % under section 115BBC | | | ₹ 0 |
| Other Income | 35. | (a) | | Whether the auditee has any income chargeable under section 12(2) and the amount of such income. | No ₹ |
| | | (b) | | Income as per Explanation 3B to sub-section (1) of section 11 in case of violation of clause (a) or (b) or (c) or (d) of Explanation 3A to sub-section (1) of section 11 read with clause (b) of sub-section (2) of section 80G | ₹ 0 |
| | | (c) | | Income as per Explanation 1B to the third proviso to Clause (23C) of section 10 in case of violation of clause (a) or (b) or (c) or (d) of Explanation 1A to the third proviso to Clause (23C) of section 10 read with clause (b) of sub-section (2) of section 80G | ₹ 0 |
| | | (d) | | Income chargeable under sub-section (4) of section 11 | ₹ 0 |
| Capital Asset | 36. | Details of Capital Asset Transferred under sub-section (1A) of section 11 | | | |
| | | (1) | | Whether a capital asset being property held under trust wholly for charitable or religious purpose is transferred and the net consideration for which it is transferred? | No ₹ |
| | | (2) | | Whether deemed application is claimed as per clause (a) of sub-section (1A) of section 11 and the amount of such deemed application? | No ₹ |
| | | (3) | | Whether a capital asset being property held under trust in part only for charitable or religious purpose is transferred and the net consideration for which it is transferred? | No ₹ |
| | | (4) | | Whether deemed application is claimed as per clause (b) of sub-section (1A) of section 11 and the amount of such deemed application? | No ₹ |
| rent sources | 37. | Application of Income out of the following sources during the previous year | | | |

| | | | | | | | | | | |
|--|---|---|--|-----------------------|---------------------|-----------------------------|-------------------------|---------------------------------------|---|---------------|
| Application of income out of different sources | S. No. | Application of income out of different sources | | | | | Electronic Modes (₹) | other than Electronic Modes (₹) | Total (₹) | |
| | A | Income accumulated under the third proviso to clause (23C) of section 10 or under sub-section (2) of section 11 during any earlier previous year | | | | | 0 | 0 | 0 | |
| | B | Income deemed to be applied in any preceding year under clause (2) of Explanation 1 to sub-section (1) of section 11 during any earlier previous year | | | | | 0 | 0 | 0 | |
| | C | Income of earlier previous years up to 15% accumulated or set apart | | | | | 0 | 0 | 0 | |
| | D | Corpus | | | | | 0 | 0 | 0 | |
| | E | Borrowed Fund | | | | | 0 | 0 | 0 | |
| | F | Any other (Please specify) 0 | | | | | 0 | 0 | 0 | |
| | | | | | | | | | | |
| 38. | Details of application resulting in payment or credit in excess of Rs 50 lakh during previous year to a single person out of 37 | | | | | | | | | |
| | S. No. | Name of person | PAN | Amount of application | Mode of Application | | | TDS | | |
| | | | | | Electronic Modes | Other than Electronic modes | Total | Whether any TDS has been deducted | Section under which TDS has been deducted | Amount of TDS |
| | (1) | (2) | (3) | (4) | (5) | (6) | (7) | (8) | (9) | (10) |
| | No Records Available | | | | | | | | | |
| | | | | | | | | | | |
| | | | | | | | | | | |
| | | | | | | | | | | |
| | | | | | | | | | | |
| | | | | | | | | | | |
| 13(10) and 22nd proviso to section 10(23C) | 39. | (i) | Whether provisions of twenty second proviso to Clause (23C) of section 10 or sub-section (10) of section 13 are applicable? | | | | | | No | |
| | | (ii) | If yes in (i) specify the reason why the provisions of twenty second proviso to Clause (23C) of section 10 or sub-section (10) of section 13 are applicable? | | | | | | | |
| | | (a) | Provision of proviso to clause (15) of section 2 is applicable | | | | | | | |
| | | (b) | Condition specified in clause (a) of tenth proviso to clause (23C) of section 10 or sub-clause (i) of clause (b) of sub-section (1) of section 12A have been violated | | | | | | | |
| | | (c) | condition specified in clause (b) of tenth proviso to clause (23C) of section 10 or sub-clause (ii) of clause (b) of sub-section (1) of section 12A have been violated | | | | | | | |
| | | (d) | condition specified in twentieth proviso to clause (23C) of section 10 or sub-clause (ii) of clause (ba) of sub-section (1) of section 12A have been violated | | | | | | | |
| | | (iii) | If yes in (i), please provide computation of Income chargeable under twenty second proviso to clause (23C) of section 10 or sub-section (10) of section 13 | | | | | | | |
| | | (a) | Income for the previous year | | | | | | ₹ | |
| | | (b) | Total Expenditure incurred in India, for the objects of the auditee, | | | | | | ₹ | |
| | | (c) | Expenditure to be disallowed | | | | | | | |

| | | | | | |
|---|-----|--|---|---|-----|
| | | | (i) | Expenditure from the corpus standing to the credit of the trust or institution as on the end of the financial year immediately preceding the previous year relevant to the assessment year for which income is being computed | ₹ |
| | | | (ii) | Expenditure from any loan or borrowing | ₹ |
| | | | (iii) | Depreciation in respect of an asset, acquisition of which has been claimed as application of income, in the same or any other previous year; and | ₹ |
| | | | (iv) | Expenditure in the form of contribution or donation to any person. | ₹ |
| | | | (v) | Capital expenditure | ₹ |
| | | | (vi) | Amount disallowable under Explanation to sub-section (10) of section 13 or Explanation to twenty second proviso to clause (23C) of section 10 read with sub-clause (ia) of clause (a) of section 40 | ₹ |
| | | | (vii) | Amount disallowable under Explanation to sub-section (10) of section 13 or Explanation to twenty second proviso to clause (23C) of section 10 read with sub-section 3 or 3A of section 40A | ₹ |
| | | | (viii) | Any other disallowance | ₹ |
| | | | (ix) | Total expenditure to be disallowed (i)+(ii)+(iii)+(iv)+(v)+(vi)+(vii)+(viii)) | ₹ 0 |
| | | (d) | Income chargeable to tax under twenty-second proviso to clause (23C) of section 10 or sub-section (10) of section 13 { a - b+c (ix)} | | |
| Expenditure Incurred for Religious Purposes | 40. | In case auditee is approved under second proviso to sub-section (5) of section 80G, please provide the following details | | | |
| | | (a) | Whether any amount of expenditure incurred during the previous year which is of a religious nature and the amount of such expenditure | No | ₹ |
| | | (b) | Total income of auditee during the previous year | | ₹ 0 |
| | | (c) | Percentage of expenditure which is of religious nature to the total income [Amount in (a)/(b)] | 0 % | |
| Person referred to in 13(3) | 41. | Details of specified person* as referred to in sub-section (3) of section 13 | | | |

Acknowledgement Number:29734330271025

| Code of Person referred to in sub-section (3) of section 13 | Name of such person | PAN of such person | Aadhar Number of such person, if allotted | Address of such person | If code 2 selected in column (1) specify the amount of contribution made to the auditee |
|--|-------------------------|--------------------|---|---|---|
| (1) | (2) | (3) | (4) | (5) | (6) |
| Any trustee of the trust or manager (by whatever name called) of the institution | Abdul Qadir AR Buhari | AAHPB0035F | | 4, Moores Road, Chennai, Greams Road S.O., Chennai, Tamil Nadu, INDIA, 600006 | |
| Any trustee of the trust or manager (by whatever name called) of the institution | Arif B. Rahman | AADPR2788P | | 4, Moores Road, Chennai, Greams Road S.O., Chennai, Tamil Nadu, INDIA, 600006 | |
| Any trustee of the trust or manager (by whatever name called) of the institution | Khalid A.K. Buhar | AAEPK9169N | | 4, Moores Road, Chennai, Greams Road S.O., Chennai, Tamil Nadu, INDIA, 600006 | |
| Any trustee of the trust or manager (by whatever name called) of the institution | Syed Mohammed Bukhari | AADPB5051B | | 4, Moores Road, Chennai, Greams Road S.O., Chennai, Tamil Nadu, INDIA, 600006 | |
| Any trustee of the trust or manager (by whatever name called) of the institution | Mohamed Hassan | AAKPM0909L | | 4, Moores Road, Chennai, Greams Road S.O., Chennai, Tamil Nadu, INDIA, 600006 | |
| Any trustee of the trust or manager (by whatever name called) of the institution | Ahmed A. Rahman Buhari | AADPB9742P | | 4, Moores Road, Chennai, Greams Road S.O., Chennai, Tamil Nadu, INDIA, 600006 | |
| Any trustee of the trust or manager (by whatever name called) of the institution | Ashraf A. Rahman Buhari | AACPA3838J | | 4, Moores Road, Chennai, Greams Road S.O., Chennai, Tamil Nadu, INDIA, 600006 | |

42. Details of transactions referred to in section 13 (2)

| | | |
|-----|--|----|
| (a) | Whether any part of the income or property of the auditee is, or continues to be, lent to any specified person for any period during the previous year without either adequate security or adequate interest or both | No |
| (b) | Whether any land, building or other property of the auditee is, or continues to be, made available for the use of any specified person, for any period during the previous year without charging adequate rent or other compensation; | No |
| (c) | Whether any amount is paid by way of salary, allowance or otherwise during the previous year to any specified person out of the resources of the trust or institution for services rendered by that person to such auditee and the amount so paid is in excess of what may be reasonably paid for such services; | No |
| (d) | Whether the services of the auditee are made available to any specified person during the previous year without adequate remuneration or other compensation | No |
| (e) | Whether any share, security or other property is purchased by or on behalf of the auditee from any specified person during the previous year for consideration which is more than adequate | No |
| (f) | Whether any share, security or other property is sold by or on behalf of the auditee to any specified person during the previous year for consideration which is less than adequate; | No |
| (g) | Whether any income or property of the auditee is diverted during the previous year in favour of any specified | No |

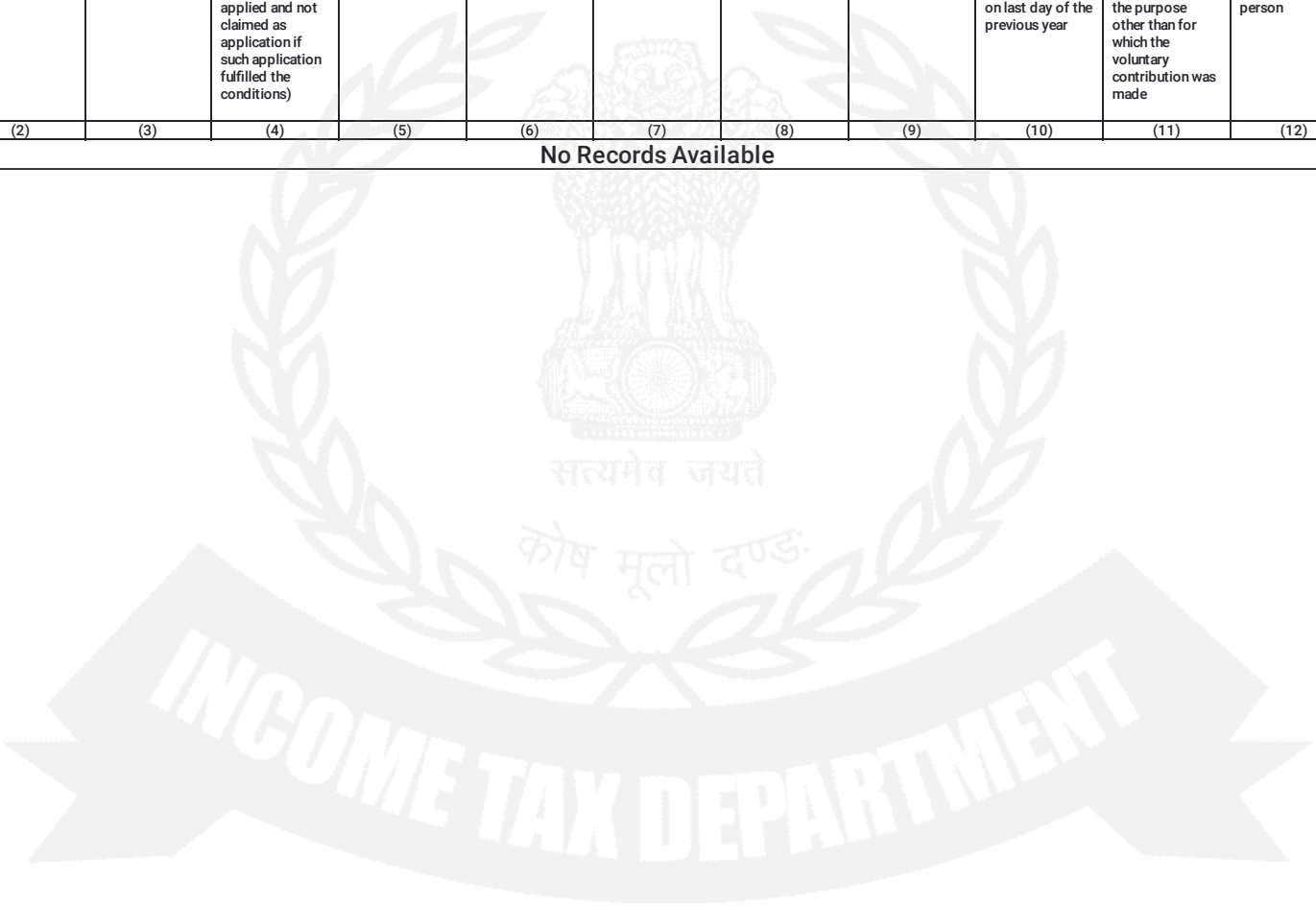
Acknowledgement Number:297343330271025

| | | | |
|---------------------|-----|---|------|
| | | person | |
| | (h) | Whether any funds of the auditee are, or continue to remain, invested for any period during the previous year, in any concern in which any specified person has a substantial interest. | No |
| Specified Violation | 43. | Whether the auditee has incurred any specified violation as referred to in Explanation 2 to the fifteenth proviso to Clause (23C) of section 10 or Explanation to sub-section (4) of section 12AB and the amount of such violation | No ₹ |
| | (a) | Income of the auditee has been applied, other than for the objects of the trust or institution. | No ₹ |
| | (b) | Whether the auditee has income from profits and gains of business which is not incidental to the attainment of its objectives or separate books of account are not maintained by auditee in respect of the business which is incidental to the attainment of its objectives. | No ₹ |
| | (c) | Whether the auditee, referred to in clause (a) of sub-section (1) of section 13, has applied any part of its income from the property held under a trust for private religious purposes, which does not enure for the benefit of the public. | No ₹ |
| | (d) | Whether the auditee, referred to in clause (b) of sub-section (1) of section 13, has applied any part of its income for the benefit of any particular religious community or caste | No ₹ |
| | (e) | Whether any activity being carried out by the auditee is not genuine or is not being carried out in accordance with all or any of the conditions subject to which it was registered. | No ₹ |
| | (f) | Whether the auditee has not complied with the requirement of any other law, for the time being in force, and the order, direction or decree, by whatever name called, holding that such non-compliance has occurred, has either not been disputed or has attained finality. | No |
| | 44. | Whether there is any claim of depreciation or otherwise has been made in terms of Explanation 1 to Clause (23C) of section 10 or sub-section (6) of section 11 in respect of any asset, acquisition of which has been claimed as an application of income and the amount of such depreciation? | No ₹ |
| | 45. | In view of provisions of nineteenth proviso to clause (23C) of section 10 or sub-section (7) of section 11, please specify whether the trust or institution has claimed deduction under section 10 [other than clause (1), clause (23C) and clause (46) thereof] during the previous year and the amount of such claim? | No ₹ |
| | 46. | Whether the auditee has taken or accepted any loan or deposit or any specified sum, exceeding the limit specified in section 269SS during the previous year? | No ₹ |
| | 47. | Whether the auditee has received an amount exceeding the limit specified in section 269ST, from a person in a day; or in respect of a single transaction; or in respect of transactions relating to one event or occasion from a person during the previous year? | No ₹ |
| | 48. | Whether the auditee has repaid any amount being loan or deposit or any specified advance exceeding the limit specified in section 269T, during the previous year? | No ₹ |
| | 49. | Whether the auditee is required to deduct or collect tax as per the provisions of Chapter XVII-B or Chapter XVII-BB? | Yes |

| | | | | |
|--|--|-----|--|----|
| | | (A) | Whether the auditee is liable to pay interest under section 201(1A) or section 206C(7) ? | No |
|--|--|-----|--|----|



| Schedule Corpus : Details of Corpus | | | | | | | | | | | | | | |
|-------------------------------------|--|---|----------------------------------|--|--|---|-----------------------------|--|--|---|---|--|---|---|
| Type of Corpus Donation | Opening Balance at the beginning of the previous year (Corpus not applied till the beginning of the previous year) | Received/Treated as corpus during the previous year | Applied during the previous year | Amount invested or deposited back in to corpus (which was earlier applied and not claimed as application if such application fulfilled the conditions) | Total amount invested or deposited back in to corpus | Financial year in which (4) was applied earlier | Closing Balance [(1+2+5)-3] | Invested in modes specified in section 11(5) | Amount taxed in previous assessment year | Invested in modes other than specified in section 11(5) as on last day of the previous year | If corpus donation is of type (i) then whether it fulfills the following conditions | | | |
| | | | | | | | | | | | Amount applied out of corpus for the purpose other than for which the voluntary contribution was made | Contribution or donation to any person | Maintained as not separately identifiable | Invested or deposited in the forms and modes other those specified under sub-section (5) of section 11. |
| | | (1) | (2) | (3) | (4) | (5) | (6) | (7) | (8) | (9) | (10) | (11) | (12) | (13) |
| No Records Available | | | | | | | | | | | | | | |




| Schedule FC: Details of Foreign Contribution | | |
|--|---|---|
| Nature of foreign contribution received during the previous year | Amount of foreign contribution received during the previous years (In Rs.) | Details of the total application from such contribution during the previous year (Amount in Rs.) |
| No Records Available | | |



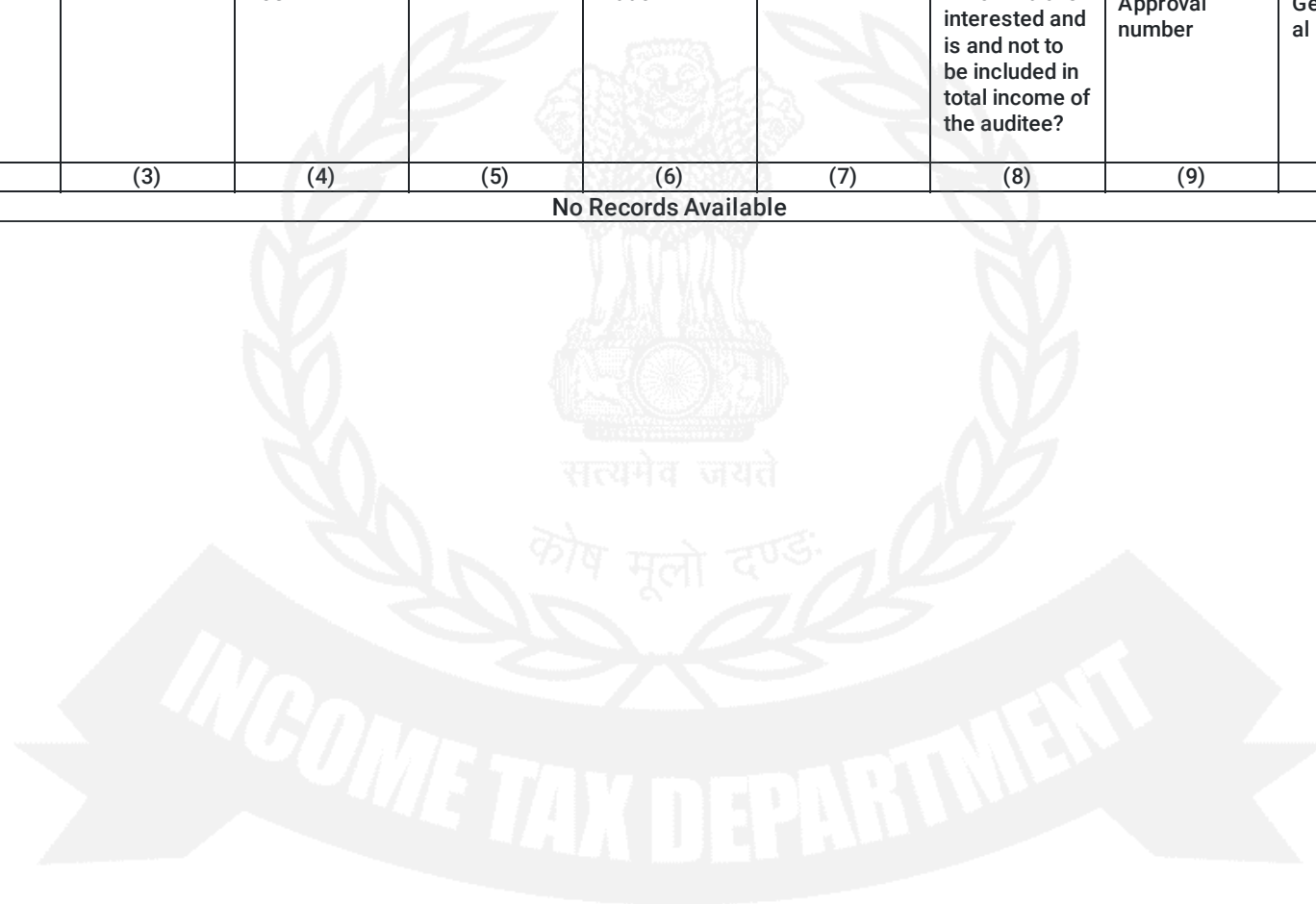
Schedule LB: Details of Loan and Borrowing

| Opening Balance as on 1st April of the previous year | Loan & Borrowings taken for applications towards objectives during the previous year | Applied for the objects of the trust or institution during the previous year | Amount of repayment of loan or borrowing during the previous year (which was earlier applied and not claimed as application if such application fulfilled the conditions as required) | Financial year in which (4) was applied earlier | Total repayment of loan or borrowing during the previous year | Closing Balance as on 31st March (1+2-6=7) |
|--|---|--|--|--|---|---|
| (1) | (2) | (3) | (4) | (5) | (6) | (7) |
| No Records Available | | | | | | |



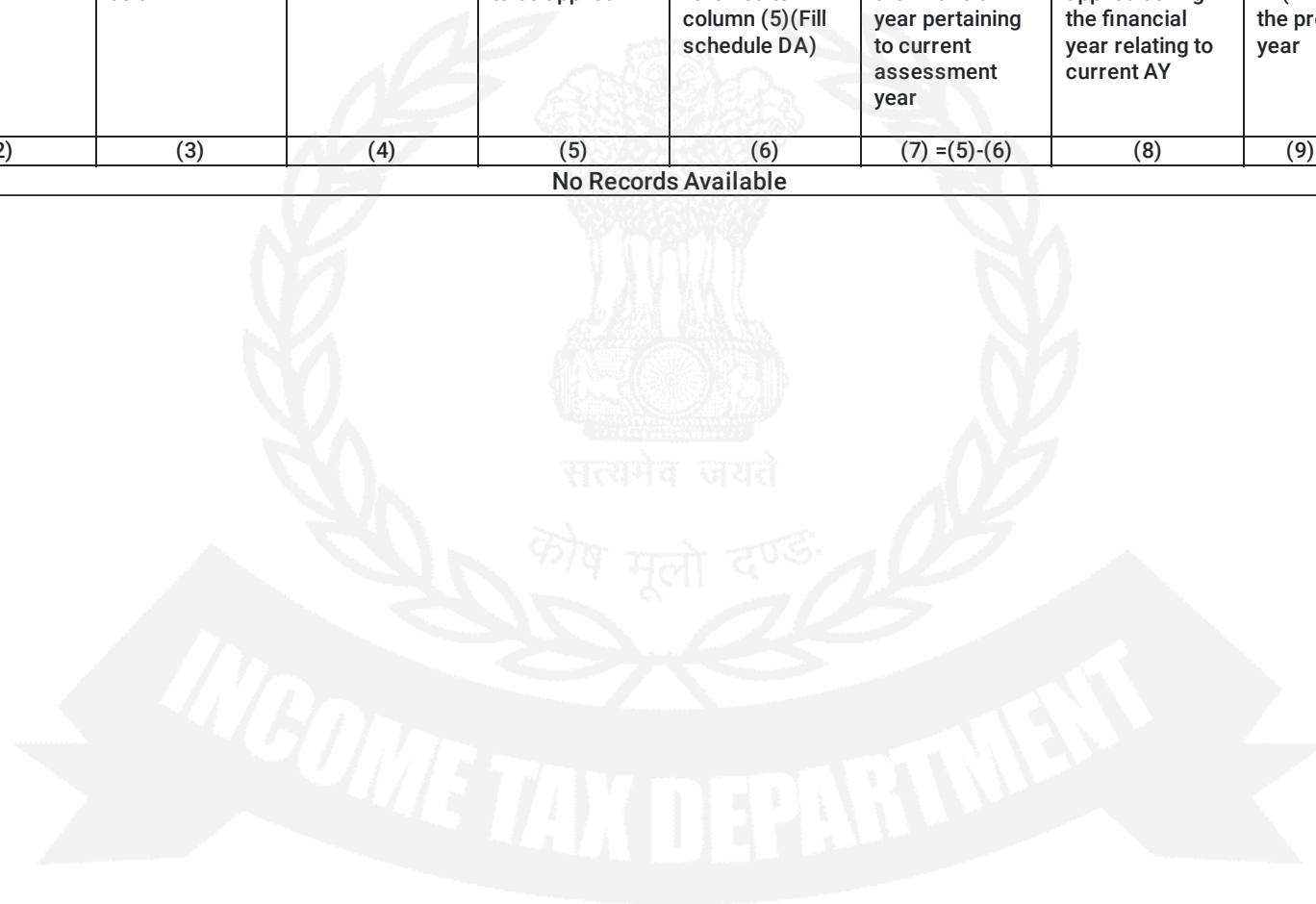
Schedule Int App: Details of income applied outside India

| S. No. | Name of the person to whom remittance is made | Taxpayer Identification Number if available | Amount of remittance out of India which is reported in Form No. 15CA | Amount of remittance outside India other than (4) | Charitable or religious purpose for which application is made | Country/Region of application | Whether applied for promoting international welfare in which India is interested and is and not to be included in total income of the auditee? | If approval for application outside India has been taken | | |
|----------------------|---|---|--|---|---|-------------------------------|--|--|-----------------|------------------|
| | | | | | | | | Approval number | General/Special | Date of Approval |
| (1) | (2) | (3) | (4) | (5) | (6) | (7) | (8) | (9) | (10) | (11) |
| No Records Available | | | | | | | | | | |

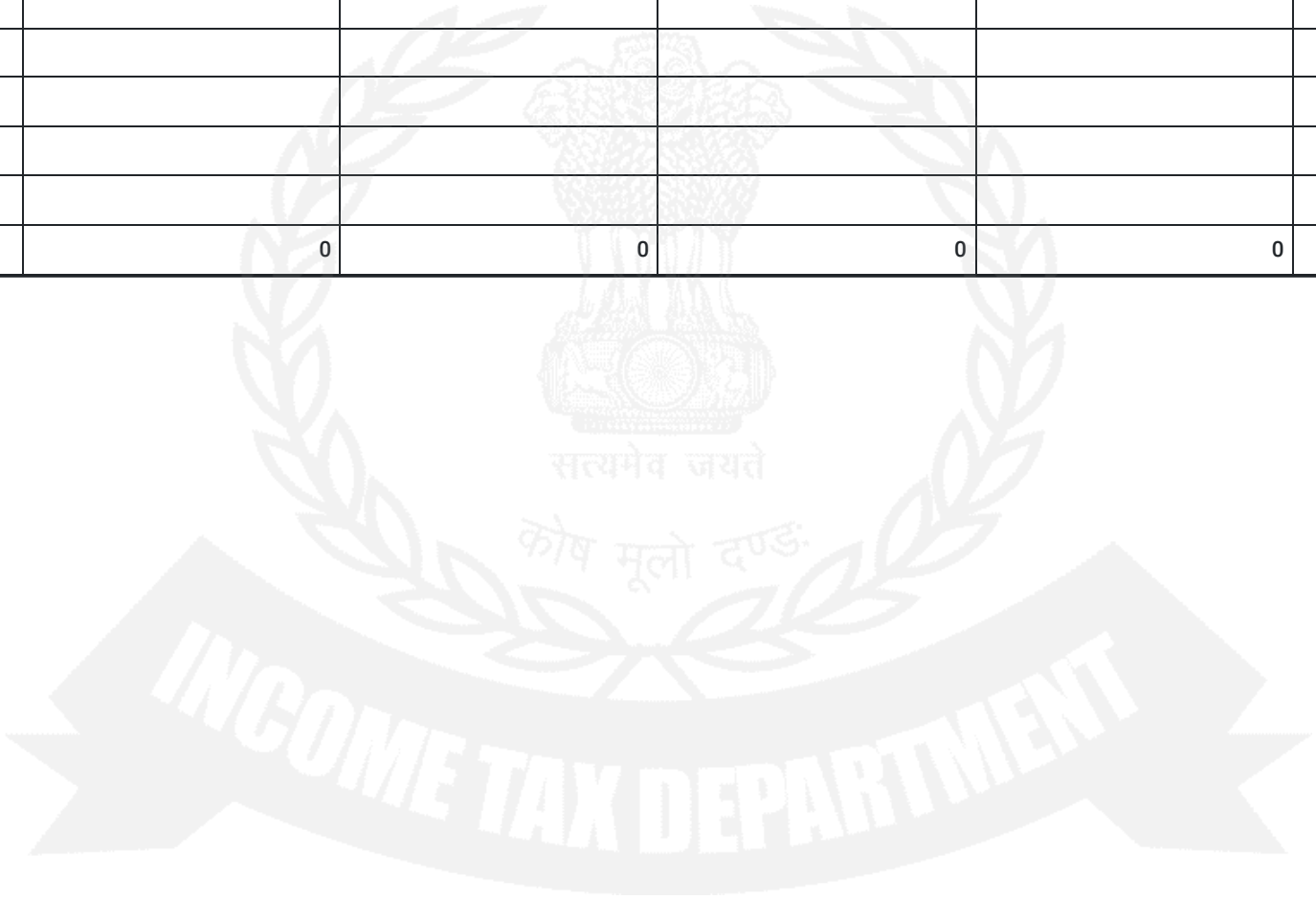


Schedule DI: Details of deemed application under Explanation 1 sub-section (1) of section 11 and deemed income under sub-section (1B) of section 11

| Year in which income is deemed to be applied (F.Y.) | Date of furnishing Form 9A | Amount deemed to be applied during the previous year referred to in column 1 | Reason of deeming application | Out of the deemed application claimed earlier, amount required to be applied | Amount taxed in any earlier assessment year(s) out of the amount referred to in column (5)(Fill schedule DA) | Out of deemed application claimed, amount required to be applied during the financial year pertaining to current assessment year | Amount of deemed application claimed in earlier years, applied during the financial year relating to current AY | Amount which could not be applied and deemed to be income u/s 11(1B) during the previous year | Balance Amount of deemed application |
|---|----------------------------|--|-------------------------------|--|--|--|---|---|--------------------------------------|
| (1) | (2) | (3) | (4) | (5) | (6) | (7) =(5)-(6) | (8) | (9)=(7)-(8) | (10)= (5)-(7) |
| No Records Available | | | | | | | | | |



| Schedule DA: Details of accumulated income taxed in earlier assessment years as per sub-section (1B) of section 11 | | | | | |
|--|--|---------|---------|---------|---------|
| Year of accumulation(F.Y.) | Assessment year in which the amount referred to in column (6) of schedule DI was taxed | | | | |
| | 2024-25 | 2023-24 | 2022-23 | 2021-22 | 2020-21 |
| 2024-25 | | | | | |
| 2023-24 | | | | | |
| 2022-23 | | | | | |
| 2021-22 | | | | | |
| 2020-21 | | | | | |
| Total | 0 | 0 | 0 | 0 | 0 |

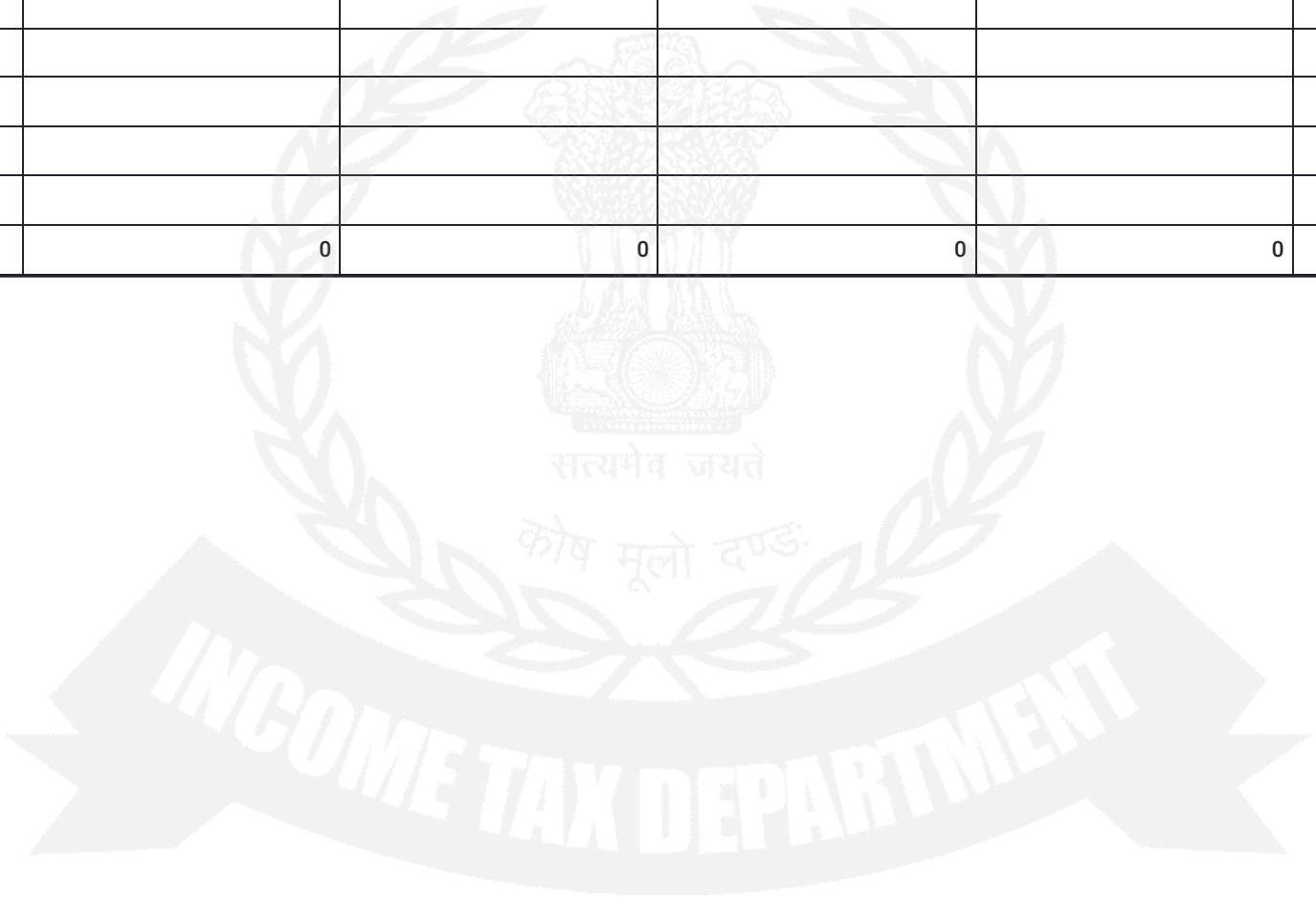


Schedule AC: The details of accumulation


| S. No. | Year of accumulation(F.Yr.) | Date of Furnishing Form 10 | Amount accumulated in the year of accumulation | Purpose of accumulation | Amount applied for charitable or religious purposes up to the beginning of the previous year | Balance to be applied(3)-(5) | Amount taxed in any earlier assessment (Fill schedule ACA) | Balance available for application (6)-(7) | Amounts applied for charitable or religious purpose during the previous year out of previous year's accumulation | Amount applied for purposes other than the purpose for which such accumulation was made (if applicable) | Amount credited or paid to any trust or institution registered u/s 12AB or approved under sub-clauses (iv) or (v) or (vi) or (via) of clause (23C) of section 10 (if applicable) | Balance amount available for application (8) - (9) - (10) - (11) | Amount invested or deposited in the modes specified in section 11(5) out of 12 | Amount invested or deposited in the modes other than specified in section 11(5) out of 12 (if applicable) | Amount which is not utilized during the period of accumulation (if applicable) | Amount deemed to be income within meaning of sub-section (3) of section 11 (if applicable) (10)+(11)+(14)+(15) |
|--------|-----------------------------|----------------------------|--|---|--|------------------------------|--|---|--|---|--|--|--|---|--|--|
| | (1) | (2) | (3) | (4) | (5) | (6) | (7) | (8) | (9) | (10) | (11) | (12) | (13) | (14) | (15) | (16) |
| 1. | 2022-23 | 28-Oct-2023 | 6,40,65,710 | TO INFRASTRUCTURE DEVELOPMENT AND EXPANSION OF UNIVERSITY | 0 | 6,40,65,710 | 0 | 6,40,65,710 | 0 | 0 | 0 | 6,40,65,710 | 0 | 0 | 0 | 0 |
| 2. | 2021-22 | 27-Sep-2022 | 25,32,44,021 | Towards Infrastructural development and expansion of university | 0 | 25,32,44,021 | 0 | 25,32,44,021 | 0 | 0 | 0 | 25,32,44,021 | 0 | 0 | 0 | 0 |
| 3. | 2023-24 | 30-Aug-2024 | 45,94,17,891 | Towards Infrastructural development and expansion of university | 0 | 45,94,17,891 | 0 | 45,94,17,891 | 0 | 0 | 0 | 45,94,56,139 | 0 | 0 | 0 | 0 |
| 4. | 2024-25 | 31-Aug-2025 | 33,83,47,772 | Towards Infrastructural development and expansion of university | 0 | 33,83,47,772 | 0 | 33,83,47,772 | 0 | 0 | 0 | 33,83,47,772 | 0 | 0 | 0 | 0 |
| | Total | | | | 0 | 1,11,50,75,394 | 0 | 1,11,50,75,394 | 0 | 0 | 0 | 1,11,51,13,642 | 0 | 0 | 0 | 0 |

INCOME TAX DEPARTMENT

| Schedule ACA: Details of accumulated income taxed in earlier assessment years as per sub-section (3) of section 11 | | | | | |
|--|--|---------|---------|---------|---------|
| Year of accumulation(F.Y.) | Assessment year in which this amount was taxed | | | | |
| | 2024-25 | 2023-24 | 2022-23 | 2021-22 | 2020-21 |
| 2024-25 | | | | | |
| 2023-24 | | | | | |
| 2022-23 | | | | | |
| 2021-22 | | | | | |
| 2020-21 | | | | | |
| Total | 0 | 0 | 0 | 0 | 0 |




| Schedule SP-a: Whether any part of income or property of the auditee is lent, or continues to be lent, to the specified person during the previous year? | | | | | | | | | |
|--|--------------------------|-------------------------|--|--|---------------------|-------------------|----------------------------|---|---------------------------|
| S. No. | Name of specified person | PAN of specified person | Details | | Details of Security | | | Details of interest | |
| | | | Nature of Income or Property which is lent | Amount for which income or property is, or continues to be, lent to specified person for any period during the previous year | Nature of security | Value of security | Value of Adequate Security | Actual Rate of interest that is charged | Adequate Rate of Interest |
| (1) | (2) | (3) | (4) | (5) | (6) | (7) | (8) | (9) | (10) |
| No Records Available | | | | | | | | | |



Acknowledgement Number:297343330271025

Schedule SP-b: Details of land, building or other property of the auditee which is, or continues to be, made available during the previous year for use of the specified person, during the previous year :


| S. No. | Name of specified person | PAN of specified person | Details of asset | | Duration for which asset is, or continues to be, made available for the use of specified person during the previous year, | | Details of rent for the previous year | | Details of other compensation for the previous year | | |
|----------------------|--------------------------|-------------------------|------------------|---------|---|-----|---------------------------------------|---------------|---|------------------------|-----------------------|
| | | | Nature of asset | Address | From | To | Amount of rent | Adequate rent | Nature | Amount of compensation | Adequate compensation |
| (1) | (2) | (3) | (4) | (5) | (6) | (7) | (8) | (9) | (10) | (11) | (12) |
| No Records Available | | | | | | | | | | | |



Acknowledgement Number:297343330271025

Schedule SP-c: Details of salary, allowance or otherwise which is paid to the specified person out of the resources of the auditee for services rendered by him during the previous year


| S. No. | Name of specified person | PAN of specified person | Nature of Services rendered by specified person | Details of Payment for the previous year | | |
|----------------------|--------------------------|-------------------------|---|--|-------------------|--------------------------------|
| | | | | Nature of payment | Amount of payment | Reasonable Amount for Services |
| (1) | (2) | (3) | (4) | (5) | (6) | (7) |
| No Records Available | | | | | | |



Acknowledgement Number:297343330271025


Schedule SP-d: Details of the services of the auditee are made available to the specified person during the previous year?

| S. No. | Name of specified person | PAN of specified person | Details of Services | | Details of Remuneration for the previous year | | Details of Compensation for the previous year | | |
|----------------------|--------------------------|-------------------------|-----------------------------------|--|---|---------------------------------------|---|---|-----------------------|
| | | | Nature of services made available | Value of services made available (In Rs) | Actual amount of remuneration for the service | Adequate Remuneration for the service | Nature of compensation for the service | Actual amount of compensation for the service | Adequate Compensation |
| (1) | (2) | (3) | (4) | (5) | (6) | (7) | (8) | (9) | (10) |
| No Records Available | | | | | | | | | |



Acknowledgement Number:297343330271025**Schedule SP- e 1 : Details of any share, security is purchased by or on behalf of the auditee from the specified person during the previous year?**

| S. No. | Name of specified person | PAN of specified person | Nature of property purchased | Details of Shares or Security | | | | | Details of Other Property being Movable | | | | |
|----------------------|--------------------------|-------------------------|------------------------------|--|---|------------------------------|--|--|---|------------------------------|-------------------|--|------------------------|
| | | | | Name of the Company/ Concern of which the shares are purchased | Number of shares purchased during the previous year | Price of each share/security | Total consideration paid share or security | Adequate consideration for share or security | Nature of property | Number of property purchased | Price of property | Total consideration paid for property during the previous year | Adequate Consideration |
| (1) | (2) | (3) | (4) | (5) | (6) | (7) | (8) | (9) | (10) | (11) | (12) | (13) | (14) |
| No Records Available | | | | | | | | | | | | | |




Acknowledgement Number:297343330271025

| Schedule SP- e 2 : Details in case of Other Property being Immovable: | | | | | | | | |
|---|--------------------------|-------------------------|---------------|---------------------|-----------------|------------------|--|----------------------------------|
| S. No. | Name of specified person | PAN of specified person | Type of asset | Address of Property | Area (in Sq ft) | Stamp Duty Value | Details of Consideration | |
| | | | | | | | Amount of consideration paid for asset | Adequate Consideration for asset |
| No Records Available | | | | | | | | |

Schedule SP- f 1: Details of any share, security sold by or on behalf of the trust or institution to a specified person during the previous year?


| S. No. | Name of specified person | PAN of specified person | Nature of property sold | Details of Shares or Security | | | | | Details of Other Property being Movable | | | | |
|--------|--------------------------|-------------------------|-------------------------|---|--|---------------------------------|---------------------------------------|--|---|-----------------------------------|---------------------------|---|------------------------|
| | | | | Name of the Company or Concern of which the shares are sold | Number of shares sold during the previous year | Price of each share or security | Total consideration share or security | Adequate consideration for share or security | Nature of movable property | Number of movable properties sold | Price of Movable property | Total consideration for property during the previous year | Adequate Consideration |

No Records Available




Acknowledgement Number:297343330271025**Schedule SP-f2 : Details in case of other property being immovable**

| S. No. | Name of specified person | PAN of specified person | Type of asset | Address of property | Area (in Sq ft) | Stamp Duty Value | Details of Consideration | |
|----------------------|--------------------------|-------------------------|---------------|---------------------|-----------------|------------------|-----------------------------------|----------------------------------|
| | | | | | | | Amount of consideration for asset | Adequate consideration for asset |
| (1) | (2) | (3) | (4) | (5) | (6) | (7) | (8) | (9) |
| No Records Available | | | | | | | | |



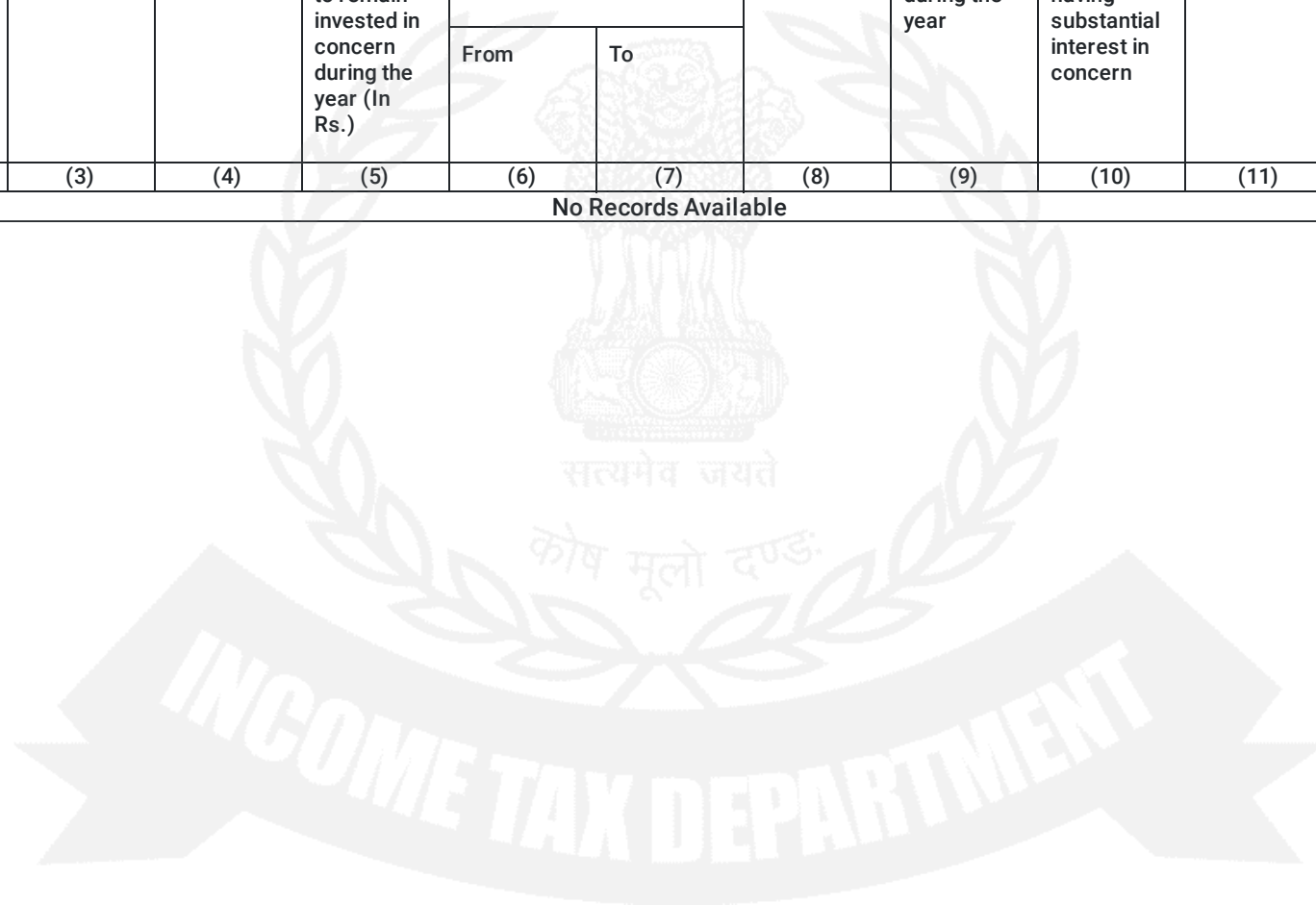
Acknowledgement Number:297343330271025**Schedule SP-g : Details of any income or property which is diverted during the previous year in favour of any specified person**

| S. No. | Name of specified person in whose favor income or property diverted | PAN of specified person | Details of Income or property that is diverted | |
|----------------------|---|-------------------------|--|--|
| | | | Nature of Income or property that is diverted | Value of income or property that is diverted (In Rs) |
| (1) | (2) | (3) | (4) | (5) |
| No Records Available | | | | |



Schedule h : Details of any funds that are,or continue to remain invested in any concern during the previous year in which the specified person has a substantial interest

| S. No. | Nature of concern in which funds are continue to remain invested | Name of concern | Details of the Concern in which funds are, or continue to remain, invested | | | | | | | Details of substantial interest | | |
|----------------------|--|-----------------|--|--|---|-----|----------------------|--|---|---------------------------------|--------------------------------|--|
| | | | Address of concern | Amount that is or continues to remain invested in concern during the year (In Rs.) | Duration of investment during the previous year | | Nature of investment | Income from investment during the year | Name of specified person having substantial interest in concern | PAN of specified person | Nature of substantial interest | Nature of concern in which funds are continue to remain invested |
| | | | | | From | To | | | | | | |
| (1) | (2) | (3) | (4) | (5) | (6) | (7) | (8) | (9) | (10) | (11) | (12) | (13) |
| No Records Available | | | | | | | | | | | | |



Acknowledgement Number:29734330271025

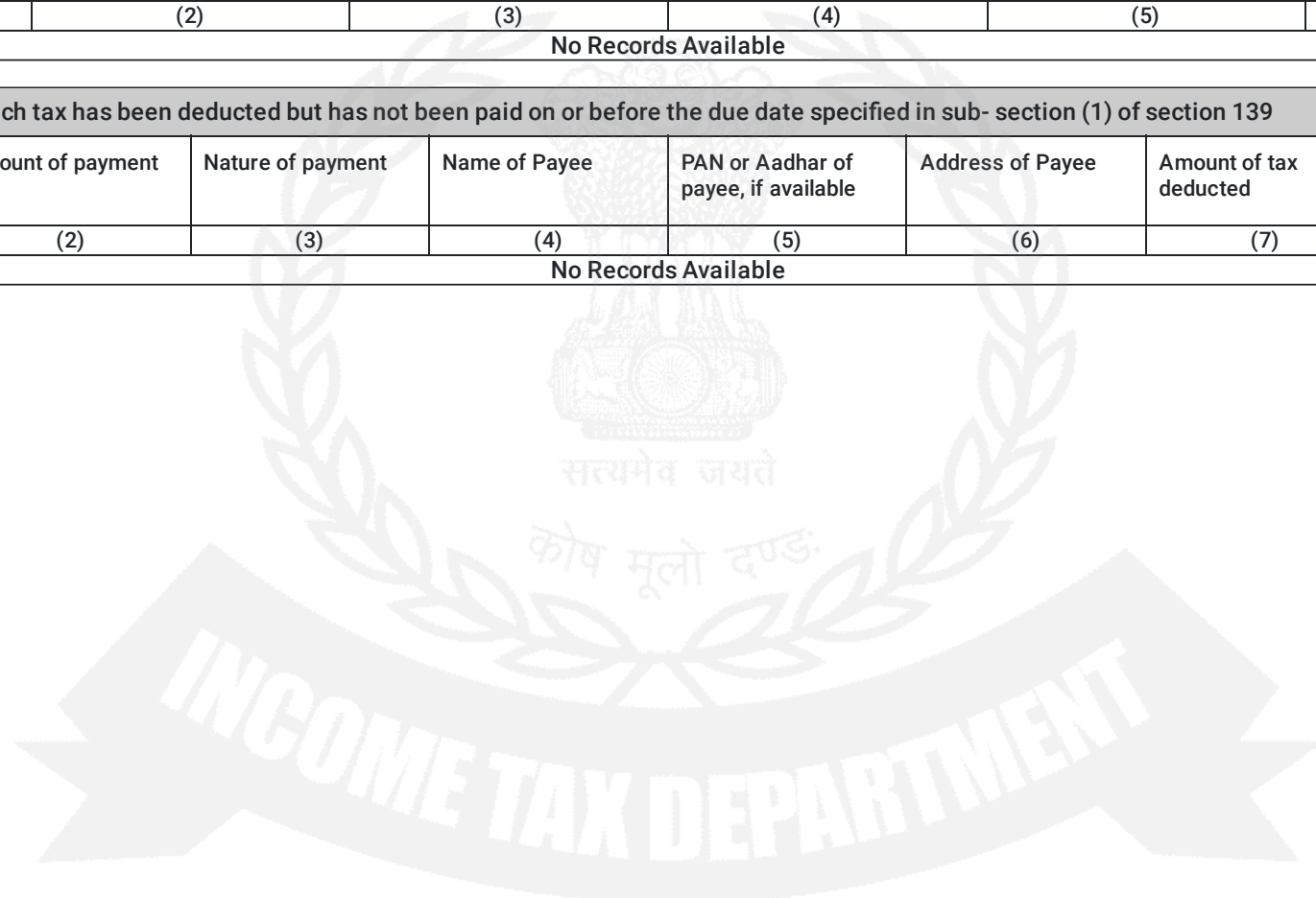
Schedule TDS disallowable : Details of amounts inadmissible amount disallowable under thirteenth proviso to clause (23C) of section 10 or sub section (1) of section 11 read with sub-clause(ia) of clause (a) of section 40:

[illegible]

| Date of Payment | Amount of payment | Nature of payment | Name of Payee | PAN or Aadhar of payee, if available | Address of Payee |
|----------------------|-------------------|-------------------|---------------|--------------------------------------|------------------|
| (1) | (2) | (3) | (4) | (5) | (6) |
| No Records Available | | | | | |

(b) Details of payment on which tax has been deducted but has not been paid on or before the due date specified in sub- section (1) of section 139


| Date of Payment | Amount of payment | Nature of payment | Name of Payee | PAN or Aadhar of payee, if available | Address of Payee | Amount of tax deducted | Amount out of (7) deposited, if any |
|----------------------|-------------------|-------------------|---------------|--------------------------------------|------------------|------------------------|-------------------------------------|
| (1) | (2) | (3) | (4) | (5) | (6) | (7) | (8) |
| No Records Available | | | | | | | |



Acknowledgement Number:297343330271025


Schedule 40A(3): Details of amount is disallowable under thirteenth proviso to section 10(23C) or Explanation 3 sub-section(1) of section 11 read with sub-section (3) of section 40A

| S. No. | Date of Payment | Amount of payment | Nature of payment | Details of Payee | | |
|----------------------|-----------------|-------------------|-------------------|------------------|--------------------------------------|---------|
| | | | | Name | PAN or Aadhar of payee, if available | Address |
| No Records Available | | | | | | |



Acknowledgement Number:297343330271025**Schedule 40A(3A): Details of Amount disallowable under thirteenth proviso to section 10(23C)/sub-section (1) of section 11 read with sub-section (3A) of section 40A**

| S. No. | Date of Payment | Amount | Nature | Details of Payee | | |
|----------------------|-----------------|--------|--------|------------------|--------------------------------------|---------|
| | | | | Name | PAN or Aadhar of payee, if available | Address |
| (1) | (2) | (3) | (4) | (5) | (6) | (8) |
| No Records Available | | | | | | |



Acknowledgement Number:297343330271025

| Schedule TDS/TCS | | | | | | | | |
|---|---|--|---|--|--|--|--|--|
| Tax Deduction and Collection Account Number (TAN) | Section/ Nature of payment | Total amount of payment or receipt of the nature specified in column (3) | Total amount on which tax was required to be deducted or collected out of (4) | Total amount on which tax was deducted or collected at specified rate out of | Amount of tax deducted or collected out of (6) | Total amount on which tax was deducted or collected at less than specified rate out of (7) | Amount of tax deducted or collected on (8) | Amount of tax deducted or collected but not deposited to the credit of the Central Government out of (6) and (8) |
| (1) | (2)&(3) | (4) | (5) | (6) | (7) | (8) | (9) | (10) |
| CHEB07285F | 194C - Payments to contractors | 53,30,76,870 | 53,30,76,870 | 53,30,76,870 | 1,07,23,373 | 0 | 0 | 0 |
| CHEB07285F | 194J - Fees for professional or technical services | 4,31,43,555 | 4,31,43,555 | 4,31,43,555 | 43,14,355 | 0 | 0 | 0 |
| CHEB07285F | 194-I - Rent | 10,00,000 | 10,00,000 | 10,00,000 | 1,00,000 | 0 | 0 | 0 |
| CHEB07285F | 192 - Salary | 79,85,24,736 | 79,85,24,736 | 79,85,24,736 | 4,21,95,883 | 0 | 0 | 0 |
| CHEB07285F | 194Q - Deduction of tax at source on payment of certain sum for purchase of goods | 17,73,99,672 | 17,73,99,672 | 17,73,99,672 | 1,78,703 | 0 | 0 | 0 |

INCOME TAX DEPARTMENT

Acknowledgement Number:297343330271025

| Schedule Statement of TDS/TCS | | | | |
|---|--------------|-------------------------|----------------------------------|--|
| Tax Deduction and Collection Account Number (TAN) | Type of Form | Due date for furnishing | Date of furnishing, if furnished | Whether the statement of tax deducted or collected contains information about all transactions which are required to be reported |
| (1) | (2) | (3) | (4) | (5) |
| CHEB07285F | 26Q | 31-Jan-2025 | 20-Jun-2025 | Yes |
| CHEB07285F | 26Q | 31-May-2025 | 27-Jun-2025 | Yes |
| CHEB07285F | 24Q | 31-Jul-2024 | 24-Jul-2024 | Yes |
| CHEB07285F | 24Q | 31-Oct-2024 | 12-Oct-2024 | Yes |
| CHEB07285F | 24Q | 31-Jan-2025 | 20-Jan-2025 | Yes |
| CHEB07285F | 26Q | 31-Jul-2024 | 04-Feb-2025 | Yes |
| CHEB07285F | 24Q | 31-May-2025 | 24-May-2025 | Yes |
| CHEB07285F | 26Q | 31-Oct-2024 | 20-Jun-2025 | Yes |


Acknowledgement Number:297343330271025

| Schedule Interest on TDS/TCS | | | |
|---|--|-------------------------------|-----------------|
| Tax Deduction and Collection Account Number (TAN) | Amount of interest under section 201(1A) or 206C(7) is payable | Amount paid out of column (2) | Date of payment |
| (1) | (2) | (3) | (4) |
| No Records Available | | | |



Acknowledgement Number:297343330271025**Schedule 269SS: Details of loan or deposit or any specified sum taken, exceeding the limit specified in section 269SS during the previous year**


| S. No. | Name of the lender or depositor | PAN or Aadhar the payee, if available | Address | Loan or Deposit or Any Specified Sum | Amount of loan or deposit taken or accepted | Whether the loan or deposit was squared up during the previous year? | Maximum amount outstanding in the account at any time during the previous year | By Cheque or Bank Draft or use of electronic clearing system through a bank account or any other mode | Whether Account Payee if by Cheque or Bank Draft? |
|----------------------|---------------------------------|---------------------------------------|---------|--------------------------------------|---|--|--|---|---|
| No Records Available | | | | | | | | | |



Acknowledgement Number:297343330271025

Schedule 269ST: Details of amount received exceeding the limit specified in section 269ST, from a person in a day; or in respect of a single transaction; or in respect of transactions relating to one event or occasion from a person during the previous year?


| S. No. | Details of Payer and amount of payment | | | Amount |
|----------------------|--|-------------------|---------|--------|
| | Name | PAN, if available | Address | |
| No Records Available | | | | |



Acknowledgement Number:297343330271025**Schedule 269T: Details of repayment of any amount being loan or deposit or any specified advance exceeding the limit specified in section 269T, during the previous year?**

| S. No. | Details of Payee | | | Details of Transaction | | | | | | Mode of Repayment | |
|--------|------------------|--------------------------------|---------|--|--------|--|--|---------------------|----------------------------|---|---|
| | Name | PAN of the payee, if available | Address | Loan or Deposit or Any Specified Advance | Amount | Please specify mode of receipt [by Cheque or Bank Draft or use of electronic clearing system through a bank account or any other | Whether Account Payee, if by Cheque or Bank Draft? | Whether Squared up? | Maximum Amount outstanding | By Cheque or Bank Draft or use of electronic clearing system through a bank account or any other mode | Whether Account Payee if by Cheque or Bank Draft? |

No Records Available



Acknowledgement Number:297343330271025

| Schedule other law violation | | | | | | |
|------------------------------|---|--------------------------|---|---|---|---|
| S. No. | Name of law under which non-compliance has occurred | Nature of non-compliance | Date of order, direction or decree, holding that such non-compliance has occurred | Whether the order, direction or decree, has been disputed before any court or appellate forum | If yes, whether dispute has attained finality | Has the dispute been finalised in favour of the auditee |
| (1) | (2) | (3) | (4) | (5) | (6) | (7) |
| No Records Available | | | | | | |

This form has been digitally signed by SUMITHRA RAVICHANDRAN having PAN AABPR9443H from IP Address 122.164.85.187 on 27/10/2025 09:22:10 PM Dsc Sl.No and issuer ,C=IN,O=Pantagon Sign Securities Pvt. Ltd.,OU=Certifying Authority

