



Partners:

N.C. N. DARARAJAN, F.C.A.
G.N. GOPALARATHNAM, B.Sc., F.C.A., DISA
V. ANANTHARAMAN, B.Com., F.C.A.
M.V. RENGARAJAN, N.D.COM., F.C.A.

5
SUMITHRA RAVICHANDRAN, B.Sc., F.C.A.
N.C. VIJAYKUMAR, B.Com., F.C.A., DISA
V. CHANDRASEKARAN, B.Com., F.C.A.
N. SUNDAR, B.Sc., F.C.A., DISA
ARJUN .S, B.Com., A.C.A.

Ref :

Date:

FORM NO. 10BB

[See rule 16CC]

Audit report under section 10(23C) of the Income-tax Act, 1961, in the case of any fund or trust or institution or any university or other educational institution or any hospital or other medical institution referred to in sub-clause (iv) or sub-clause (v) or sub-clause (vi) or sub clause (via) of section 10(23C).

- (i) We have examined the Balance Sheet as at 31st March, 2018 and the Income and Expenditure for the year ended on that date attached herewith of **BS ABDUR RAHMAN CRESCENT INSTITUTE OF SCIENCE AND TECHNOLOGY.** (Pan No.AABTB5026G)
- (ii) We certify that the Balance Sheet and the Income and Expenditure Account or Profit and Loss Account are in agreement with the books of account maintained by the above named trust at, NO.4 MOORES ROAD, CHENNAI - 600 006
- (iii) Subject to comments below
- (a) We have obtained all the information and explanations which to the best of our knowledge and belief were necessary for the purpose of the audit.
- (b) In our opinion, proper books of account have been kept by the trust so far as appears from our examination of the books of account.
- (c) In our opinion and to the best of our information and according to the information given to us, the said accounts read with notes thereon, if any, give a true and fair view -
- (1) In the case of the Balance Sheet, of the state of affairs of the above-named fund, or trust, or institution or any university or other educational institution or any hospital or other medical institution as at 31st March, 2018 and
- (2) In the case of Income and Expenditure Account, Excess of Income over Expenditure for the year ended on that date.

The prescribed particulars are annexed herewith :

Place: Chennai

Date: 31-10-2018

N.C. Rajagopal & Co.,
Chartered Accountants
Firm Regn No.003398S

Sumithra Ravichandran
Sumithra Ravichandran
(Partner)
Membership No.204068



6

ANNEXURE


Statement of particulars

PART A-GENERAL

1. Name of the found or trust or institution or any university or : **BS ABDUR RAHMAN CRESCENT INSTITUTE OF SCIENCE AND TECHNOLOGY**
other educational institution or any hospital or other medical institution.
2. Address : NO.4 MOORES ROAD,
CHENNAI - 600 006
3. Permanent Account Number : AABTB5026G
4. Assessment Year : 2018 - 2019
5. Sub-clause of section 10(23C) under which the fund or trust or institution or any university or other educational institution or any hospital or other medical institution is seeking exemption. : Sec 10(23C)(vi)
Educational
6. Number and date of notification/approval of the fund or trust or institution or any university or other educational institution or any hospital or other medical institution. : CCIT-
3/10(23C)(vi)/2015-16

PART B

APPLICATION OF INCOME FOR CHARITABLE OR RELIGIOUS OR EDUCATIONAL OR PHILANTHROPIC PURPOSES

7. Nature of charitable/religious/educational/philanthropic activity [as referred to in sub-clauses (iv),(v),(vi) or (via) of section 10(23C)] : 10(23C)(vi)
Educational
 8. Total income of the previous year of the fund or trust or institution or any university or other educational institution or any hospital or other medical institution : Rs.97,57,53,794/-
 9. Amount of income of the previous year applied during the year wholly and exclusively to the objects for which it is established : Rs.1,04,02,93,870/-
 10. Amount of income of the previous year accumulated for application, wholly and exclusively, to the objects for which it is established, to the extent it does not exceed 15% of income of that year. : Nil
 11. Amount of income, exceeding 15% of income of the year, accumulated in accordance with clause (a) of the third proviso to section 10(23C). : Nil
 12. (a) Whether, during the previous year, any part of the income, not exceeding 15% of income accumulated in any earlier year, was applied for purposes other than to the objects for which it is established or has ceased to be accumulated for application thereto? : Nil
- 

(b) If the answer to (a) above is 'yes', then give details of income so applied or ceased to be so accumulated : Not Applicable

13. (a) Whether, during the previous year, any part of the income of any earlier year exceeding 15% of the income, that was accumulated in accordance with clause (a) of the third proviso to section 10(23C) in that year, was applied for purposes other than to the objects for which it is established or has ceased to be accumulated for application thereto? : No

(b) If the answer to (a) above is 'yes', then give details of income so applied or ceased to be so accumulated : Not Applicable

14. (a) Whether, during the previous year, any part of the income of any earlier year exceeding 15% of the income, that was accumulated in accordance with clause (a) of the third proviso to section 10(23C) in that year, was not utilised for purposes for which it was accumulated during the period for which it was to be accumulated? : Nil

(b) If the answer to (a) above is 'yes', then give details thereof, together with amount of income not so utilised. : Not Applicable

**PART C
OTHER INFORMATION**

15. (a) Whether any funds, other than the assets or voluntary contributions referred to in clause (b) of the third proviso to section 10(23C), were invested or deposited for any period during the previous year, otherwise than in the forms and modes specified in sub-section (5) of section 11. : No

(b) If the answer to (a) above is 'yes', then give details as under:

<i>Sl.No.</i>	<i>Nature of investment or deposit</i>	<i>Amount invested or deposited or deposit</i>	<i>Period of investment</i>
---------------	--	--	-----------------------------

Nil

16. In relation to any income being profits and gains of business, -:
(a) whether the business was incidental to the attainment of the objectives of the fund or trust or institution or university or other educational institution or hospital or other medical institution? : Not Applicable

(b) whether separate books of account were maintained in respect of such business?

(c) if the answer to (a) and/or (b) above is 'no', then state the amount of such income.

17. (a) whether during the previous year, any part of the : Nil

2

accumulated income was paid or credited to any trust or institution registered under section 12AA or to any fund or trust or institution or any university or other educational institution or any hospital or other medical institution referred to in sub-clause (iv) or sub-clause (v) or sub-clause (vi) or sub-clause (via) of clause (23C) of section 10?

(b) if the answer to (a) above is 'yes', then give details thereof, together with the amount of income so paid or credited.

18 . (a) whether any voluntary contribution, other than voluntary contribution in cash or voluntary contribution of the nature referred to in clause (b) of the third proviso to section 10(23C), was held during the previous year, otherwise than in any of the forms or modes specified in sub-section (5) of section 11, after the expiry of one year from the end of the previous year in which such voluntary contribution was received? : Nil

(b) if the answer to (a) above is 'yes', then give details thereof, including the amount of such voluntary contribution. : Nil

19. (a) whether any anonymous donation referred to in section 115 BBC was received during the year? (See notes 2 & 3) : Nil

(b) if the answer to (a) above is 'yes', then state the amount of such anonymous donation.

Place : Chennai
Date: 31-10-2018

N.C. Rajagopal & Co.,
Chartered Accountants,


Sumithra Ravichandran
(Partner)
Membership No. 204068



Partners:

N.C. SURI ARARAJAN, F.C.A.
G.N. GOPALARATHNAM, B.Sc., F.C.A., DISA
V. ANANTHARAMAN, B.Com., F.C.A.
M.V. RENGARAJAN, N.D.COM., F.C.A.



SUMITHRA RAVICHANDRAN, B.Sc., F.C.A.
N.C. VIJAYKUMAR, B.Com., F.C.A., DISA
V. CHANDRASEKARAN, B.Com., F.C.A.
N. SUNDAR, B.Sc., F.C.A., DISA
ARJUN .S, B.Com., A.C.A.

Ref:

Date:

FORM NO 10B
(See Rule 17B)

Audit Report under Section 12A(b) of the Income Tax Act, 1961, in the case of Charitable or Religious Trusts or Institutions

We have examined the Balance Sheet of **BS ABDUR RAHMAN CRESCENT INSTITUTE OF SCIENCE AND TECHNOLOGY** (PAN NO : AABTB5026G) as at 31st March, 2018, and the Income and Expenditure Account for the year ended on that date which are in agreement with the books of accounts maintained by the said trust. These financial statements are the responsibility of the Management. Our responsibility is to express an opinion on these statements based on our audit.

We conducted our audit in accordance with the Auditing Standards generally accepted in India. Those standards require that we plan and perform the audit to obtain reasonable assurance about whether the financial statements are free from material misstatements. An audit includes examining, on a test basis, evidence supporting the amounts and disclosures in the financial statements. An audit also includes assessing the accounting principles used and significant estimates made by the management, as well as evaluating the overall financial statement presentation. We believe that our audit provides a reasonable basis for our opinion.

We have obtained all the information and explanations, which to the best of our knowledge and belief were necessary for purposes of the audit. In our opinion, proper books of account have been kept by the above named Trust, so far as appears from our examination of the books.

In our opinion and to the best of our information, and according to information given to us, the said accounts give a true and fair view-

- (i) In the case of the Balance Sheet of the state of affairs of the above named trust as on 31.03.2018 and
- (ii) In the case of the Income and Expenditure Account excess of Income over Expenditure for the year ending on 31.03.2018.

The prescribed particulars are annexed hereto.

Place: Chennai

Date: 31-10-2018

N.C. RAJAGOPAL & CO.,
CHARTERED ACCOUNTANTS
FRN. 003398S

Sumithra Ravichandran
(Mrs. Sumithra Ravichandran)
Partner



M.No.204068

6

ANNEXURE

STATEMENT OF PARTICULARS

I APPLICATION OF INCOME FOR CHARITABLE OR RELIGIOUS PURPOSES

1	Amount of income of the previous year applied to charitable or religious purposes in India during that year	Rs. 1,04,02,93,870/-
2	Whether the trust has exercised the option under clause (2) of the Explanation to section 11(1)? If so, the details of the amount of income deemed to have been applied to charitable or religious purposes in India during the previous year	Nil
3	Amount of income accumulated or set apart for application to charitable or religious purposes, to the extent it does not exceed 15 per cent of the income derived from property held under trust wholly for such purposes.	Nil
4	Amount of income eligible for exemption under section 11(1)(c)? (Give details)	Nil
5	Amount of income, in addition to the amount referred to in item 3 above, accumulated or set apart for specified Purposes under section 11(2)	Nil
6	Whether the amount of income mentioned in item 5 above has been invested or deposited in the manner laid down in sec. 11(2)(b)? If so, the details thereof	Nil
7	Whether any part of the income in respect of which an option was exercised under clause (2) of the Explanation to sec.11(1) in any earlier year is deemed to be income of the previous year u/s 11(1B)? If so, the details thereof	Nil
8	Whether, during the previous year, any part of income accumulated or set apart for specified purposes u/s 11(2) in any earlier year	Nil
a)	has been applied for purposes other than charitable or religious purposes or has ceased to be accumulated or set apart for application thereto, or	Nil
b)	has ceased to remain invested in any security referred to in section 11(2)(b)(i) or deposited in any account referred to in sec.11(2)(b)(ii) or sec.11(2)(b)(iii), or	Nil
c)	has not been utilized for purposes for which it was accumulated or set apart during the period for which it was to be accumulated or set apart, or in the year immediately following the expiry thereof? If so, the details thereof	Nil

h

II APPLICATION OR USE OF INCOME OR PROPERTY FOR THE BENEFIT OF PERSONS REFERRED TO IN SECTION 13(3)

- | | | |
|---|--|-----|
| 1 | Whether any part of the income or property of the trust was lent, or continues to be lent, in the previous year to any person referred to in section 13(3) (hereinafter referred to in this Annexure as such person)? If so, give details of the amount, rate of interest charged and the nature of security, if any | Nil |
| 2 | Whether any land, building or other property of the trust was made, or continued to be made, available for the use of any such person during the previous year? If so, give details of the property and the amount of rent or compensation charged, if any | Nil |
| 3 | Whether any payment was made to any such person during the previous year by way of salary, allowance or otherwise? If so, give details | Nil |
| 4 | Whether the services of the trust were made available to any such person during the previous year? If so, give details thereof together with remuneration or compensation received, if any | Nil |
| 5 | Whether any share, security or other property was purchased by or on behalf of the trust during the previous year from any such person? If so, give details thereof together with the consideration paid | Nil |
| 6 | Whether any share, security or other property was sold by or on behalf of the trust during the previous year from any such person? If so, give details thereof together with the consideration received | Nil |
| 7 | Whether any income or property of the trust was diverted during the previous year in favour of any such person? If so, give details thereof together with the amount of income or value of property so diverted | Nil |
| 8 | Whether the income or property of the trust was used or applied during the previous year for the benefit of any such person in any other manner? If so, give details | Nil |

8

III INVESTMENTS HELD AT ANY TIME DURING THE PREVIOUS YEAR(S) IN CONCERNS IN WHICH PERSONS REFERRED TO IN SECTION 13(3) HAVE A SUBSTANTIAL INTEREST

Sl.No.	Name and address of the concern	Whether the concern is a company, number and class of shares held	Nominal value of the investment	Income from the investment	Whether the amount in col. 4 exceeded 5 per cent of the capital of the concern during the previous year -say Yes/No	Remarks
1	2	3	4	5	6	7
NOT APPLICABLE						

PLACE: CHENNAI
DATE: 31-10-2018

N.C. RAJAGOPAL & CO.,
CHARTERED ACCOUNTANTS
FRN. 003398S


(Mrs. Sumithra Ravichandran)
PARTNER
M NO.204068

B.S.ABDUR RAHMAN CRESCENT INSTITUTE OF SCIENCE & TECHNOLOGY(SOCIETY)
SEETHAKATHI ESTATE, VANDALUR, CHENNAI - 600 048
ASSESSMENT YEAR 2018-19


STATEMENT SHOWING RECEIPTS AND APPLICATIONS OF FUNDS
FOR THE YEAR ENDED 31.03.2018

Particulars	Amount	Amount
Total Income as per the Income and Expenditure Account		97,57,53,794
Total Expenditure as per the Income and Expenditure Account	1,00,46,12,741	
Less : Depreciation	14,76,94,421	
	85,69,18,320	
Add: Additions to Fixed Assets	18,33,75,550	
		1,04,02,93,870
Excess of Income over expenditure		-6,45,40,076
85% of income	82,93,90,725	
Less:- Expenditure	1,04,02,93,870	
Excess spent	-21,09,03,145	
Tax Particulars		Rs
Tax on the above Income		NIL
Less: TDS		2,64,022
Less: TCS		
Refund due		2,64,022

Note: The Trust has spent more than 85% of its income (i.e. Rs. 82,93,90,725/-) as per provisions of Section 11 of Income Tax Act, 1961.
The trust is exempt u/s 10(23C)(vi) of Income Tax Act, 1961.

This statement is prepared as per information and explanation given to us

**For B.S. ABDUR RAHMAN CRESCENT
INSTITUTE OF SCIENCE AND TECHNOLOGY**


Member / Secretary

N.C. RAJAGOPAL & CO
CHARTERED ACCOUNTANTS
No.22, Krishnaswamy avenue, Mylapore,
Chennai - 600 004.
FR No: 03398S


(SUMITHRA RAVICHANDRAN: FCA.,)
PARTNER
M NO:204068



**B.S.ABDUR RAHMAN CRESCENT INSTITUTE OF SCIENCE &
TECHNOLOGY(SOCIETY)**

Seethakathi Estate , Vandalur, Chennai - 600 048

Assesment Year 2018-19

Consolidated Balance sheet at 31.03.2018

Particulars		Sch No	Amount (Rs.)	Amount (Rs.)
I.	Sources of Fund:			
1	General fund	I		75,22,78,614
2	Loans & Advances	II		8,54,75,560
3	Endowment Fund	III		5,45,000
	Total			83,82,99,173
II	Application of Funds			
	Fixed Assets			
	Gross Block		1,10,25,49,353	
	Add: Additions		18,33,75,550	
	Less: Deletions		-1,74,064	
	Less: Depreciation	IV	-14,76,94,421	
	Net Block			1,13,80,56,418
	Work-in-Progress			
	Gross Block		1,48,21,823	
	Add: Additions		7,93,17,707	
	Less: Transfer to FA		-8,88,41,029	
				52,98,501
	Current Assets	V	-27,90,59,617	
	Less: Current Liabilities	VI	2,59,96,130	
	Net Current Assets			-30,50,55,746
	Total			83,82,99,173

This statement is prepared as per information and
explanation given to us

**For B.S. ABDUR RAHMAN CRESCENT
INSTITUTE OF SCIENCE AND TECHNOLOGY**

Wahid
Member / Secretary

N.C. RAJAGOPAL & CO
CHARTERED ACCOUNTANTS
No.22, Krishnaswamy avenue, Mylapore,
Chennai -600 004.

FR No: 03398S

Sumithra Ravichandran
(SUMITHRA RAVICHANDRAN, FCA.,)

PARTNER
M NO:204068



2

B.S.ABDUR RAHMAN CRESCENT INSTITUTE OF SCIENCE & TECHNOLOGY(SOCIETY)

Seethakathi Estate , Vandalur, Chennai - 600 048

Assesment Year 2018-19

Consolidated Income & Expenditure account for the year ending 31.03.2018

Particulars		Sch No	Amount	Amount
I	Income	VII	97,57,53,794	
	Total			97,57,53,794
II	Expenditure			
	Administration Overheads	VIII	44,04,86,900	
	Salary Expenses	X	41,61,64,598	
	Bank Charges	IX	2,66,821	
	Depreciation	IV	14,76,94,421	1,00,46,12,741
	Excess of Income Over Expenditure			(2,88,58,947)
	Total			97,57,53,794

This statement is prepared as per information and explanation
given to us

**For B.S. ABDUR RAHMAN CRESCENT
INSTITUTE OF SCIENCE AND TECHNOLOGY**

Whahil
Member / Secretary

N.C. RAJAGOPAL & CO
CHARTERED ACCOUNTANTS
No.22, Krishnaswamy avenue, Mylapore,
Chennai - 600 004.
FR No: 03398S

Sumithra Ravichandran
(SUMITHRA RAVICHANDRAN, FCA.,)

PARTNER
M NO:204068



4

B.S.ABDUR RAHMAN CRESCENT INSTITUTE OF SCIENCE & TECHNOLOGY(SOCIETY)
Seethakathi Estate , Vandalur, Chennai - 600 048

Assessment Year 2018-19
Consolidated Schedules Balance Sheet at 31.03.2018

Particulars		(Amount in Rs.)				
		BS Abdur Rahman Crescent Institute of Science & Technology (Society)	BS Abdur Rahman Crescent Institute of Science & Technology	KBA Men's Hostel	TBAK Ladies Hostel	Total
Schedule I						
General Fund						
Opening Balance		6,36,65,335	55,34,69,121	14,71,35,202	1,68,67,902	78,11,37,560
Add/(Less):-						
Corpus Fund						
Endowment Income		-51,026		4,09,18,255	1,11,50,590	-
Excess/(Deficit) of Income over Expenditure		6,36,14,309	47,25,92,356	18,80,53,457	2,80,18,492	-2,88,58,947
Closing Balance						75,22,78,614
Schedule II						
Loans & Advances						
Caution Deposit		-	3,22,41,200	1,00,58,470	16,66,909	4,39,66,579
Bank Loan			4,00,00,000			4,00,00,000
Car Loan			15,08,981			15,08,981
Closing Balance			7,37,50,181	1,00,58,470	16,66,909	8,54,75,560
Schedule III						
Endowment Fund						
Indian Cultural Research Trust			5,45,000			5,45,000
Add: Interest						
Closing Balance			5,45,000			5,45,000
Schedule IV						
Fixed Assets						
Opening Balance		3,67,316	96,44,57,299	11,66,80,034	2,10,44,703	1,10,25,49,353
Add: Additions			15,20,46,465	2,70,56,333	42,72,752	18,33,75,550
Less: Deletions			-			-
Less: Depreciation		-55,097	-12,70,66,162	-1,48,26,394	-57,46,769	-1,74,064
Closing Balance		3,12,219	98,92,63,539	12,89,09,974	1,95,70,686	1,13,80,56,418

Particulars	BS Abdur Rahman Crescent Institute of Science & Technology (Society)	BS Abdur Rahman Crescent Institute of Science & Technology	KBA Men's Hostel	TBAK Ladies Hostel	Total
Work in progress					
Gross Block		1,48,21,823			1,48,21,823
Add: Additions		7,93,17,709			7,93,17,709
Less: Transfer to FA		-8,88,41,029			-8,88,41,029
		52,98,503			52,98,503
Schedule V					
Current Assets					
Branch Balances					
B.S Abdur Rahman university	1,31,92,480		1,00,20,423	2,02,35,534	4,34,48,436
TBAK Ladies Hostel		-2,02,35,534	1,96,01,790	-1,96,01,790	-6,33,744
KBA Mens Hostel		-1,00,20,423			-2,96,22,213
B.S Abdur Rahman Science and Technology		-1,31,92,480			-1,31,92,480
Total		1,31,92,480	2,96,22,213	6,33,744	-
Related Division Balances					
All India Islamic Foundation		-8,52,64,722	2,34,008		-8,50,30,715
Crescent General Stores		30,74,687			30,74,687
Crescent School					
Total		-8,21,90,035	2,34,008	-	-8,19,56,028
Cash & Bank Balances					
Cash-in-hand		2,00,410	15,000	10,000	2,25,410
Bank Balances	1,09,611	-39,15,22,196	3,99,56,320	88,92,386	-34,25,63,879
Total	1,09,611	-39,13,21,786	3,99,71,320	89,02,386	-34,25,38,469
Deposits					
Fixed Deposits	5,00,00,000	42,34,227			5,42,34,227
Other Deposits		42,16,343	41,07,960	1,00,934	84,25,237
Total	5,00,00,000	84,50,570	41,07,960	1,00,934	6,26,59,464

Particulars	BS Abdur Rahman Crescent Institute of Science & Technology (Society)	BS Abdur Rahman Crescent Institute of Science & Technology	KBA Men's Hostel	TBAK Ladies Hostel	Total
Loans & Advances(Assets)					
Special Advance (Teach Staff)		5,50,156			5,50,156
Estate Office Staff Salary Advance		17,00,000			17,00,000
Nungambakkam P G Student Rental Advance		1,44,00,000			1,44,00,000
RENTAL ADVANCE FOR C BS T O S K TRUST		1,38,000			1,38,000
Kolapakkam Staff Qtrs Advance					
ECCL Advance					
Advance for consumables		55,250	45,000		1,00,250
Advance to ABFC			2,83,406		2,83,406
Salary Advance				52,359	52,359
Building Advance				1,62,405	1,62,405
Bio Gas Advance					
Arabic College					
Hostel Day Advance				238	238
Buharia Facility Management		46,22,140			46,22,140
Buhari Estate And Company		1,76,79,610			1,76,79,610
Furniture(Advance)					
Kilpaik resident rental advance		6,70,000			6,70,000
Prestige Building Material					
RK Plumbing Material					
Aqua Purification System		3			3
Freshers Day Advance 15 - 16					
Ecci Advance - A Block					
Ecci Advance A/c					
Eme Advance - A Block 5th & 6th					
Hosports Advance 2016 A/c					
Ceiling fan Advance					
Lift Advance A/c		14,66,077	53,373		14,66,077
Prepaid Expenses					
Dr. Swapna					
Home Tech Services Pvt Limited					
Bulk Sms Security Deposit		36,04,591			36,04,591
Advance to Endoor Sale Service		10,000			10,000
Advance to Lift				7,370	7,370
Advance to Chiller Plant					
Inventory and Washing Matching (Staff qtr)					
		10			10

7

Particulars	BS Abdur Rahman Crescent Institute of Science & Technology (Society)	BS Abdur Rahman Crescent Institute of Science & Technology	KBA Men's Hostel	TBAK Ladies Hostel	Total
Labour Shield (Constritition) Security Deposit		6,00,000			6,00,000
Solar Power Project Advances					
Festival Advance		9,59,713			9,59,713
Advance to Vice Chancellor		2,00,000			2,00,000
Advance to B B C		8,24,891			8,24,891
Advance to Electrification					
Advance Vehicle		69,185			69,185
Mobilisation Advance					
Salary Advance					
Total		4,75,49,626	3,81,779	2,22,372	4,81,53,777
Receivables					
Department Advances		18,58,986		802	18,58,986
Day Scholar					
Mess Fees Receivable 07-08					
Mess Fees Receivable 2012-2014					
Staff					
Estate Office					
TBAK Staff					
Advance Paid to Fernhill Decors		15,00,000		4,61,519	4,61,519
Accrued Interest		2,10,860		3,61,72.5	3,61,72.5
Crescent college				121	121
C S B Cousera Fees Receivable					
C S B Hostel Fees Receivable 16-17					
C S B Tuition Fees Receivable 16-17		1,83,000			1,83,000
C S B Tuition Fees Receivable 17-18		5,25,000			5,25,000
C S B Tuition Fees Receivable 17-18		18,50,000			18,50,000
C S B Other certification fees 17-18		80,000			80,000
Tuition Fees Receivable 16-17		40,63,900			40,63,900
Tuition Fees Receivable 17-18		1,91,57,600			1,91,57,600
Tuition Fees Receivable 2013-14		13,51,500			13,51,500
Tuition Fees Receivable 2014-15		13,53,000			13,53,000
Tuition Fees Receivable 2015-16		6,23,268			6,23,268
Tuition Fees Receivable A/c		39,000			39,000
ECCI Staff			79,905		79,905
BBC Staff			2,997		2,997
ETA Staff			92,819		92,819
IAS Students					
College Staff			4,12,502		4,12,502
Total		3,27,96,114	5,88,223	4,98,918	3,38,83,255
Advance Paid to E.M.E		-1,216			-1,216
PF Receivable		29,501			29,501
Inventor and Washing Maching (Nallambakkam Staff Qr					
TCS Receivable		43,360			43,360
TDS Receivable		4,66,739			4,66,739
Grand Total	6,33,02,091	-42,76,25,564	7,49,05,503	1,03,58,354	-27,90,99,617

8

Particulars	BS Abdur Rahman Crescent Institute of Science & Technology (Society)	BS Abdur Rahman Crescent Institute of Science & Technology	KBA Men's Hostel	TBAK Ladies Hostel	Total
Schedule VI					
Current Liabilities					
Projects					
Dr. Easwaramoorthy Project		1,44,894			1,44,894
Dr.J. Elangovan (Chemistry Dept)		12,90,455			12,90,455
Basheer Ahmed Phy dept project		2,959			2,959
Dr. Revathy Civil Dept Project		1,651			1,651
Gajalakshmi (Civil)Project		2,254			2,254
Mahasampath Gowri Project		15,23,639			15,23,639
Mrs. Bagavathy (Chem)Project		24,513			24,513
Amrita Roy Project (Life Sceince Dept)		-2,58,923			-2,58,923
Karthikeyan Kamalingam Second Project		2,08,882			2,08,882
Nano Project		3,10,563			3,10,563
Prof. Abdul Kader (Foiy Dept)		1,610			1,610
Prof. Abdul Majeeb Project					
Prof Amanulla Sir Project					
Prof. K.N. Srinivas Project		633			633
Prof Rajendran Mech Dept Project		534			534
Raja Mohamed Project (Phy Dept)		6,44,280			6,44,280
Haji Sheik Mohamed Civil Fdpet Project					
Revathy, Purushotaman Project (Chemistry Dept)					
Thirumalai Project (Phy Dept)		235			235
Nesar Ahmed Project (Life science dept)		3,47,384			3,47,384
Elangovan Project(Second Project)					
Kathikeyan Kamalingam Project		3,201			3,201
Kathikeyan Project		1,706			1,706
Komalavalli Project		29,131			29,131
Mohammad Kurshid Allam Project					
Noor Aman Ahar		-5,638			-5,638
Sai Harini Chemistry Project		4,04,693			4,04,693
Soumen Bera II Project		58,445			58,445
Shriram Project(Tamil Virutual Academy)		2,80,600			2,80,600
Shazia Jamal Project		9			9
Soumen Bera Project					
Shameem Banu Project (Phy)		1,57,873			1,57,873
Vajjiravel Murugesan Project		1			1
Vasantha Kumari Project (NRB) 332 MAT		38,317			38,317
Vijayaiahndhi Project (Phy Dept)		2,69,229			2,69,229
Kadiresah Project		3,66,642			3,66,642
Asha Jhonsi Project (Chemistry Dept)					
Beer Mohammed					
Total		58,49,772			58,49,772

9

Particulars	BS Abdur Rahman Crescent Institute of Science & Technology (Society)	BS Abdur Rahman Crescent Institute of Science & Technology	KBA Men's Hostel	TBAK Ladies Hostel	Total
<u>Sundry Creditors</u>					
Sundry Creditors	-	5,10,259	50,91,345	-	56,01,604
Total		5,10,259	50,91,345	-	56,01,604
Employee Benefits Payable		6,59,390	3,42,958	68,600	10,70,948
Statutory Due Payables		10,45,327	2,69,248	-6,412	13,08,163
Other Payables		1,19,84,193	1,81,451	1,81,451	1,21,65,644
Total		1,36,88,910	6,12,206	2,43,639	1,45,44,755
Grand Total		2,00,48,941	57,03,551	2,43,639	2,59,96,130
Schedule VII					
Income	4,072	80,27,94,764	13,53,52,726	3,76,02,232	97,57,53,794
Total	4,072	80,27,94,764	13,53,52,726	3,76,02,232	97,57,53,794
Schedule VIII					
Administration Overheads		34,68,03,671	7,46,26,201	1,90,57,028	44,04,86,900
Total		34,68,03,671	7,46,26,201	1,90,57,028	44,04,86,900
Schedule IX					
Finance Cost		2,59,578	4,266	2,977	2,66,821
Bank Charges					
Bank interest paid					
Total		2,59,578	4,266	2,977	2,66,821
Schedule X					
Employees Cost		40,95,42,119	49,77,610	16,44,869	41,61,64,598
Salary Expenses		40,95,42,119	49,77,610	16,44,869	41,61,64,598
Depreciation	55,097	12,70,66,162	1,48,26,394	57,46,769	14,76,94,421
Total	55,097	12,70,66,162	1,48,26,394	57,46,769	14,76,94,421
Total	55,097	88,36,71,529	9,44,34,471	2,64,51,643	1,00,46,12,741

B.S.Abdur Rahman Crescent Institute of Science & Technology(Society)
Seethakathi Estate , Vandalur, Chennai - 600 048

Assesment Year 2018-19
Balance sheet at 31.03.2018

Particulars	Sch No	Amount	Amount
I. Sources of Fund:			
1 General fund	I		6,36,14,309
2 Current Liabilities	-		-
Total			6,36,14,309
II Application of Funds			
Fixed Assets	IV		
Gross Block		3,67,316	
Add: Additions		-	
Less: Deletions		-	
Less: Depreciation		55,097	
Net Block			3,12,219
Current Assets	II		6,33,02,091
Total			6,36,14,309

This statement is prepared as per information
and explanation given to us

N.C. RAJAGOPAL & CO
CHARTERED ACCOUNTANTS

No.22, Krishnaswamy avenue, Mylapore,
Chennai - 600 004.

FR No: 003398S

**For B.S. ABDUR RAHMAN CRESCENT
INSTITUTE OF SCIENCE AND TECHNOLOGY**


Member / Secretary

(SUMITHRA RAVICHANDRAN, FCA.,)

PARTNER

M NO:204068



11

B.S.Abdur Rahman Crescent Institute of Science & Technology(Society)
Seethakathi Estate , Vandalur, Chennai - 600 048

Assesment Year 2018-19
Income & Expenditure account for the year ending 31.03.2018

Particulars		Sch No	Amount	Amount
I	Income	III		4072
	Total			4,072
II	Expenditure			
	Depreciation	IV		55,097
	Total			55,097
III	Excess of Income Over Expenditure			-51,026

This statement is prepared as per information
and explanation given to us

N.C. RAJAGOPAL & CO
CHARTERED ACCOUNTANTS

No.22, Krishnaswamy avenue, Mylapore,
Chennai - 600 004.


FR No: 03398S


(SUMITHRA RAVICHANDRAN, FCA.,)

PARTNER

M NO:204068

**For B.S. ABDUR RAHMAN CRESCENT
INSTITUTE OF SCIENCE AND TECHNOLOGY**


Member / Secretary



B.S.Abdur Rahman Crescent Institute of Science & Technology(Society)
Schedule Forming Part of Balance Sheet & Income & Expenditure as on
Assesment Year 2018-19
Balance Sheet at 31.03.2018

(Amount in Rs.)

Particulars	Amount
Schedule I	
<u>General Fund</u>	
Opening Balance	6,36,65,335
Add/(Less):-	
Corpus Fund	-
Excess/(Deficit) of Income over Expenditure	(51,026)
Closing Balance	6,36,14,309
Schedule II	
<u>Current Assets</u>	
<u>Branch Balances</u>	
B.S. Abdurrahman University A/c	1,31,92,480
Total	1,31,92,480
<u>Cash & Bank Balances</u>	
Indian Overseas Bank 12699	1,09,611
Total	1,09,611
<u>Deposits</u>	
Fixed Deposits	5,00,00,000
Total	5,00,00,000
Grand Total	6,33,02,091
Schedule III	
<u>Income</u>	
Bank Interest	4,072
Total	4,072

13.

B.S.Abdur Rahman Crescent Institute of Science & Technology(Society)
Assesment Year 2018-19

FIXED ASSETS: SCHDULE IV

Particulars	WDV as on 01.04.2017	Additions		Deletions	Total	Depreciation		WDV as on 31.03.2018
		More than 180 days	Less than 180 days			Rate	Amount	
Vehicle:								
Skoda Octavia Tn01ah9495	367316.45	-	-	-	3,67,316	0.15	55,097	3,12,219
Total					3,67,316		55,097	3,12,219

(Amount in Rs.)

B.S.Abdur Rahman Crescent Institute of Science & Technology
Seethakathi Estate , Vandalur, Chennai - 600 048

Assesment Year 2018-19

Income & Expenditure account for the year ending 31.03.2018

Particulars		Sch No	Amount	Amount
I	Income	VII	80,27,94,764	
	Total			80,27,94,764
II	Expenditure	VIII		
	Other Overheads		34,68,03,671	
	Salary Expenses		40,95,42,119	
	Bank Charges		2,59,578	
	Depreciation	IV	12,70,66,162	
	Total			88,36,71,529
III	Excess of Expenditure Over Income (II-I)			8,08,76,765

This statement is prepared as per information
and explanation given to us

For B.S.Abdur Rahman Crescent Institute of
Science & Technology



(Member)

Finance Committee

Place: CHENNAI
Date: 31-10-2018

N.C. RAJAGOPAL & CO

CHARTERED ACCOUNTANTS

No.22, Krishnaswamy avenue, Mylapore,
Chennai - 600 004.

FR No: 03398S


(SUMITHRA RAVICHANDRAN, FCA.,)

PARTNER

M NO:204068



B.S.Abdur Rahman Crescent Institute of Science & Technology
Seethakathi Estate , Vandalur, Chennai - 600 048

Assesment Year 2018-19
Balance sheet at 31.03.2018

Particulars		Sch No	Amount(Rs.)	Amount(Rs.)
I.	Sources of Fund:			
1	General fund	I	47,25,92,356	
2	Loans & Advances	II	7,37,50,181	
3	Endowment fund	III	5,45,000	
	Total			54,68,87,537
II	Application of Funds			
	Fixed Assets			
	Gross Block		96,44,57,299	
	Add: Additions		15,20,46,465	
	Less: Deletions		1,74,064	
	Less: Depreciation	IV	12,70,66,162	
	Net Block			98,92,63,539
	Work in progress			
	Gross Block		1,48,21,823	
	Add: Additions	IV	7,93,17,709	
	Less: Transfer to FA		8,88,41,029	
	Net Block			52,98,503
	Current Assets	V	-42,76,25,564	
	Less: Current Liabilities	VI	2,00,48,941	
	Net Current Assets			-44,76,74,505
	Total			54,68,87,537

This statement is prepared as per information and explanation given to us

For B.S.Abdur Rahman
 Crescent Institute of Science &
 Technology



(Member)
 Finance Committee

Place: CHENNAI
 Date: 31-10-2018

N.C. RAJAGOPAL & CO
CHARTERED ACCOUNTANTS
 No.22, Krishnaswamy avenue, Mylapore,
 Chennai - 600 004.
 FR No: 03398S


 (SUMITHRA RAVICHANDRAN, FCA.,)

PARTNER
 M NO:204068



B.S.Abdur Rahman Crescent Institute of Science & Technology
Seethakathi Estate , Vandalur, Chennai - 600 048

Assesment Year 2018-19
Balance Sheet at 31.03.2018

16

Particulars	(Amount in Rs.)
Schedule I	
<u>General Fund</u>	
Opening Balance	55,34,69,121
Add : Donation	-
Add/(Less):-	55,34,69,121
Corpus Fund	
Excess of Expenditure over Income	-8,08,76,765
Closing Balance	47,25,92,356
Grand Total	47,25,92,356
Schedule II	
<u>Loans & Advances</u>	
Caution Deposit	3,22,41,200
Bank Loan	4,00,00,000
Toyota Camry Hybrid Car(Bank Loan)	15,08,981
Closing Balance	7,37,50,181
Grand Total	7,37,50,181
Schedule III	
<u>Endowment Fund</u>	
Indian Cultural Research trust	5,45,000
Grand Total	5,45,000
Schedule V	
<u>Current Assets</u>	
<u>Branch Balances</u>	
A.I.I.F Ladies Hostel	(2,02,35,534)
KBA Mens Hostel	(1,00,20,423)
B.S Abdur Rahman Science and Technology	(1,31,92,480)
<u>Others</u>	
All India Islamic Foundation	(8,52,64,722)
Crescent School	-
Crescent General Stores	30,74,687
Total	(12,56,38,472)

Cash & Bank Balances	
Cash-in-hand	2,00,410
Indian Overseas Bank 11618	1,06,494
Indian Over Seas Bank 14605(Mrs Bagavathy Project)	4,616
Indian Overseas Bank 15254 (Plac.Fees)	10,18,738
Indian Overseas Bank 15255 (Mem.Fees)	7,97,696
Indian Overseas Bank 15256 (Cau.Depo)	15,11,510
Indian Overseas Bank 15257(Int.Net Fee)	51,24,704
Indian Overseas Bank 786	(46,34,94,900)
Indian Overseas Bank 16858 (Mahasampath Gowri Rpoje)	1,715
Indian Overseas Bank 16860	92
INDIAN OVERSEAS BANK 17860 (Dr Elangovan Project)	1,373
Indian Overseas Bank 18418(Dr Revathy Project)	51
Indian Overseas Bank 19978 (Karthikeyan Project)	1,706
Indian Over Seas Bank 23098 (Karthikeyan Ramalingam)	2,08,446
Indian Over Seas Bank A/c 23097(Nesar Ahmed Project)	3,47,384
Indian Overseas Bank 20175(Sponsored Project)	21,62,472
Indian Overseas Bank A/c23105 (Soumen Bera li Proje)	58,445
Indian Overseas Bank 20741 (Fitness Project)	3,19,583
Indian Overseas Bank 18552 (Dr.Easwaramo. Project)	35,269
Indian Overseas Bank 18606 (Dr. Rajendran Project)	666
INDIAN OVERSEAS BANK 18667 (ICNM"13)	4,476
Indian Overseas Bank 18919 A/c (Revathy Puru Projec)	50
Indian Overseas Bank 19339(Dr Thirumalai Project Ph	-
Indian Overseas Bank 19354 (Sponsered Research Proj	34,78,481
IndianOverseas Bank 19902 (Kajalakshmi Pro	2,959
Indian Overseas Bank 4850	2,94,386
Indian Overseas Bank A/c 24624 (Amritha Roy Project)	15,23,639
Indian Over Seas Bank A/c 23328	1,780
Indian Overseas Bank 23227 (Pol Nano Conferance A/c	16,759
Indian Over Seas Bank 23261 C S B A/c	12,67,700
Indian Overseas Bank 23365 (Vijaya Jayanthi Project	2,60,580
Indian Over Seas Bank 23503(Karthikeyan Ramalingam)	24,513
Indian Over Seas Bank 25382(Kadiresh Praject Aero	3,69,729
Bsa Crescent ABFC A/C 23844	6,77,635
Bsa Crescent Cafeteria A/c 23842	3,17,838
Bsa Crescent Miscellaneous A/c 23846	28,08,700
Indian Overseas Bank 6314	42,172
Indian Overseas Bank A/c 440	4,58,58,583
Indian Overseas Bank A/c No 460	6,50,653
Indian Overseas Bank (Bsa Univ Convvoc-15806	1,04,038
INDIAN OVERSEAS BANK BUS FEES A/C 19195	9,95,282
Natioan Grindlays Bank	1
State Bank of India A/c No 10565262618	15,53,673
T.M.B Ltd 096100050006096	18,118
Total	(39,13,21,786)
Deposits	
Fixed Deposits	42,34,227
Balsubramaniam Auto disel Centre	3,00,000
Cylinder Deposit	21,400
Electricity Deposit	24,68,224
Endowment Deposits	10,00,000
ITT Membership Deposits	12,000
Petrol Deposits	2,000
Security Deposits	1,50,000
Telephone Deposits	53,719
Watercharges Deposits	89,000
Nallambakkam Staff Qtrs Security Deposit	1,20,000
Total	84,50,570

<u>Loans & Advances(Assets)</u>	
Salary advance (Non Teaching staff)	5,250
Salary advance (Teaching staff)	50,000
Estate Office Staff Salary Advance	5,50,156
Nungambakkam P G Student Rental Advance	17,00,000
Buharia Facility Management	46,22,140
Buhari Estate And Company	1,76,79,610
Furniture(Advance)	-
RENTAL ADVANCE FOR C B S TO S K TRUST	1,44,00,000
Kipauk resident rental advance	6,70,000
RK Plumbing Material	3
Kolapakkam Staff Qtrs Advance	1,38,000
Home Tech Services Pvt Limited	36,04,591
Bulk Sms Security Deposit	10,000
Advance to Chiller Plant	-
Labour Shed (Constrctuion)Security Deposit	6,00,000
Festival Advance	9,59,713
Advance to Vice Chancellor	2,00,000
Advance to B B C	8,24,891
Advance for lift	14,66,077
Advance Vehicle	69,185
Mobilisation Advance	-
Total	4,75,49,616
<u>Receivables</u>	
Department Advances	18,58,986
Advance Paid to Fernhill Decors	15,00,000
C S B Coursera Fess Receivable	-
C S B Hostel Fees Receivable 16-17	1,83,000
C S B Tuition Fees Receivable 16-17	5,25,000
C S B Tuition Fees Receivable 17-18	18,50,000
C S B Other certification fees 17-18	80,000
Tuition Fees Receivable 16-17	40,63,900
Tuition Fees Receivable 17-18	1,91,57,600
Accrued interest from TNEB	2,10,860
Tuition Fees Receivable 2013-14	13,51,500
Tution Fees Receivable 2014-15	13,53,000
Tuition Fees Receivable 2015-16	6,23,268
Tuition Fees Receivable A/c	39,000
Total	3,27,96,114
Advance Paid to E.M.E	-1,216
PF Payable	29,501
TDS Receivable	4,66,739
TCS Receivable	43,360
Invertor and Washing Maching (Nallambakkam Staff Qt	10
Grand Total	(42,76,25,564)

Schedule VI	
<u>Current Liabilities</u>	
<u>Projects</u>	
Dr. Easwaramoorthy Project	1,44,894
Dr.J. Elangovan (Chemistry Dept)	-
Basheer Ahamed Phy dept project	12,90,455
Gajalakshmi (Civil)Project	2,959
Mahasampath Gowri Project	1,651
Mrs. Bagavathy (Chemi)Project	2,254
Amrita Roy Project (Iife Sceince Dept)	15,23,639
Karthikeyan Ramalingam Second Project	24,513
Nano Project	-2,58,923
Prof. Abdul Kader (Poly Dept)	2,08,882
Prof. Abdul Majeeth Project	3,10,563
Prof Amanulla Sir Project	1,610
Prof. K.N. Srinivas Project	-
Prof Rajendran Mech Dept Project	633
Raja Mohamed Project (Phy Dept)	534
Haji Sheik Mohamed Civil Pdpet Project	6,44,280
Thirumalai Project (Phy Dept)	235
Nesar Ahmed Project (Life science dept)	3,47,384
Elangovan Project(Second Project)	-
Kathikeyan Ramalingam Project	3,201
Kathikeyan Project	1,706
Komalavalli Project	29,131
Mohammad Kurshid Allam Project	0
Noor Aman Ahar	-5,638
Sai Harini Chemistry Project	4,04,693
Soumen Bera II Project	58,445
Shriram Project(Tamil Virutual Academy)	2,80,600
Shazia Jamal Project	9
Soumen Bera Project	-
Shameem Banu Project (Phy)	1,57,873
Vajjiravel Murugesan Project	1
Vijayajayanthi Project (Phy Dept)	2,69,229
Vasantha Kumari Project (NRB) 332 MAT	38,317
Asha Jhonsi Project (Chemistry Dept)	-
Kadiresh Project	3,66,642
Total	58,49,772

Sundry Creditors	
Sponsor from Outsource - Projects	9,08,736
Accord Elevators	2,321
Arz Events and Concepts Pvt Ltd	35,525
Bills Payable	2,53,688
Blue Zen Enterprises Private Limited	50,000
International Development Design Summit	5,07,920
Nano Materials Water and Waste Water International	1,59,678
Ccna Course	2,30,000
Chalapathi Rao	180
Chennai Ford	290
T.V. Sundaram Iyengar and Sons	367
Trans Tempo	36
Other Deductions from Estate office	-28,659
IBM Course Fees	-18,98,590
Ford Training Programe	49,847
Electro Mechanical Engineering A/c Payable	1,11,273
Metro Nation Chennai Television Pvt Limited	60,000
Nss Fees Payable	-50
En 3 Sustainability Soultion P Limited	57,400
PF-Estate office	10,297
Total	5,10,259
Salary Advances(with Held Salary)	6,54,018
ESI Payable a/c	3,354
Professional Tax A/c	-
Staff Medical A/c	5,372
Sponsered Research Project Overhead	7,15,883
Student Bank Loan Account	30
Provident Fund Payable A/c	
Tds Salary	5,60,579
Tds Payable A/c	4,81,394
Tuition Fees 2017-18	-
Tuition Fees 2018-19	15,14,980
Tuition Fees Payable to I Nature	97,53,300
Total	1,36,88,910
Grand Total	2,00,48,941

Schedule VII	
Income	
Sale of fixed assets	1,87,727
Admission Fees (Appollo Tyres)	1,07,41,500
Android Application Course	-10,000
Re Do Course Fees	1,09,78,000
Tuition Fees	21,57,54,000
Tuition Fees (Appollo Tyres)	34,12,500
BA Tuition Fees	9,87,500
B.Arch	5,39,60,000
Bio Technologies Tuition fee	2,35,45,000
B.Tech (U.G)	32,57,50,000
MBA (P.G)	1,62,30,000
MCA (P.G)	46,50,000
BCA	32,64,000
MSC	9,65,000
M.Tech (P.G)	58,21,000
M.A Inslamic studies	1,20,000
Ph.D	64,17,000
Development fees	96,90,500
Mondo Part Time Tuition Fees	19,50,000
BSC Computer sceince	11,20,000
Convocation Fees	9,37,600
Credit Card receipts	1,15,020
C S B Admission Fees	5,00,000
C S B Convocation Fees	2,000
C S B - Hostel Fees	34,00,000
C S B Other Fees	6,86,270
C S B Tuition Fees	85,00,000
Dept Store Rent	45,000
Discontinued Student Fees	16,61,500
Communication Skill Training fee	22,27,700
Green certification course fee	42,00,000
M.Sc Sonology Admission Fees	1,00,000
Drawing Instruments	2,21,713
Electricity Charges Recovery	22,36,841
Endowment Fund iinterest (Raja Muttaiah)	30,000
Fine	2,77,425
Fitness Center	2,67,300
Bank Interest	19,67,236
BOOK STALL RENT RECEIVED	37,513
Breakage Fine	86,470
B.S.A. Exam Fees Receipts A/c	1,91,24,685
B.S. A University Campus Staff Quarters Rent	40,81,862
Bus Collection	2,83,17,300
Crescent Cafferia Revenue Income	9,86,204
Certificate Verification Charges	1,66,900
Fixed Deposit Interest	6,99,678
Ground Rent	1,41,900
Hall Rent	5,71,900
Hostel Kitchen Rent (Ladies Hostel)	2,75,000
Hostel Kitchen Rent (Men Hostel)	5,50,000
Medical Bill Received	9,05,368
Nlo Testing Charges	1,86,885
Internet Fee	48,84,000
Library Contingencies Receipts	3,44,327
Exmanination fees ,Hall Rent Etc	-
Police Academycourse (Short Term Training Programe	-
P.Hd Admission Fees	5,500
Pitstop Rent Received	2,24,000
Placement Fees	39,09,000
Professional Bodies Memberships Fees	48,79,000
Prof Peer Mohamed Endowment Deposit Interest	60,750
Value Added Course fees	1,45,000

Various Consultancy Receipts	5,00,419
Sale of App: (Net Banking Receipts)	20,53,503
Sale of Application	17,59,500
Sale of Application (Credit Card)	1,03,500
Student Book & Instruments	56,680
Vehicle Pass	15,000
Smart Card	41,440
Smart Fleet Card (BPCL)	-
Student Insurance Fee	45,958
University Mark Verification Fees	98,000
Water Charges Recovery Amount	17,46,800
Msc Chemistry Project Fees (Out Side Student)	12,000
Mis Receipts	13,48,599
Management Share for Consultancy,Hall Rent Etc	4,12,647
University re admission fees	5,000
Youth Red Cross	86,571
Cambridge BEC Exam	10,16,574
Total	80,27,94,764
Schedule VIII	
Expenses	
Salary	40,95,42,119
Special allowance	8,01,322
Special Advance (Teach Staff)	-
Academic Audit Fee	1,96,576
Academic Council Meeting Expenses	77,550
A.C. Annual Maintenance	17,04,829
Accreditation Expenses	17,77,984
Ac Maintenance	1,41,755
Admission Expenses	74,21,651
Advertisement	3,22,51,591
A.M.C for Auditorium Chiller	2,14,666
Apollo Tyre Course Remuneration	19,83,500
Arhitechteaching Staff (V.F.)Consulting Remunerati	18,32,000
Arhitecture Council Inspection Fee	3,00,000
Audio System Maintenenace A/c	6,985
Audit Fee	9,46,300
Auditorium Maintenance	58,95,105
Bank Charges	2,59,578
Bank Interest Paid	4,24,80,871
Board of Study Meeting Expenses	3,77,070
Bim Software Training Fee	-
New Staff Quaters Maintenance	3,15,084
Bridge Course -Remuneration	-
Building Maintenance	3,56,48,697
Bulk Sms Expenses	-

College Maintenance	4,59,055
Computer Maintenance	25,913
Consulting Charges	52,33,108
Conveyance	1,74,354
Data Processing Charges A/c	49,500
Dept Lab Charges	1,68,88,335
Chiller maintenance	4,484
Fire Extinguishers Refilling Exp	77,757
Electricity Charges	2,20,37,297
Electricity Generation (Generator) Tax	6,490
Campus film shooting expenses	14,71,250
Estate Office Driver Bus Pass A/c	2,14,000
Faculty Trainig Programe Expenses	-37,434
Freight Charges	47,800
Fellowship Contingencies	50,000
Generator Maintenance	3,49,266
Hospitality	18,14,000
House Keeping	1,70,42,969
Insurance	20,50,192
Crescent school of law fees	15,00,000
ID Card Expenses	7,81,590
Internation Colloboration Expenses	5,448
International Admission Officer Salary	2,67,740
ICARE-Global Ranking and Rating Service Exp	7,76,250
I.S.O. Audit Expenses	2,27,681
Labour Shed (Construction)Rent Paid	5,40,000
Subscription to News paper and Journals	26,45,864
Lift Annual Maintenance	11,13,872
Legal Fees	8,30,000
Membership Fees	4,23,756
Motor Maintnenace	4,541
Motor Vehile F.C Renewal Expenses	1,84,820
Motor Vehile Maintenance	56,12,078
Motor Vehile(Pol)	1,09,61,719
Diesel for Generator	73,07,813
Nallambakkamqtrs Maintenance	-
Dept maintenance	9,67,735
News Bulletin Expenses	-
Off Campus Office Electricity A/c	9,97,328

Off Campus Office Rent A/c	66,49,550
O.T. Allowance	2,44,306
Other Expenses	17,63,337
Plumbing Maintenance	11,66,924
Postage and Telegrams	2,33,758
Printing and Stationary	14,32,530
Professional Counselor Remuneration	2,38,694
Property Tax	7,37,000
R.&D Lab Charges	52,521
Redocourse Expenses	28,24,350
Remuneration (Earn While You Learn)	-
Remuneration Ts	6,67,348
Repairs and Maintenance	61,06,668
Research Incentive Schme Expenses	25,000
Road Tax for Vechile	5,21,041
R.O.Water Tratement Plant Expenses	9,57,865
Sale of Application Bank Charges	52,940
Solar Power Plant Maintenance	15,750
Cctv Camera Expenses	20,485
Crescent School of Busine Exp (S B C MBA PROGRAME)	3,12,45,396
Speed Controller	47,500
Internet Charges Expenses	5,59,200
Land Tax	-
Convocation fees	34,54,565
Medical Hall Expenses	40,36,757
Pest Control Expenses	4,00,000
Plan Apporoval Charges (CMDA)	2,47,916
Tent and umbrella	80,640
Remuneration Nts	64,800
Security Advisor Salary	45,000
Sustainable clean water technology	1,03,690
V.C Quaters House Hold Articles Exp	12,282
Vc Villa Wifi Internet Conne Expenses	2,12,400
Vanavil Programe Expenses	20,923
UGC Committe Expenses	16,91,358
Apple IOS Course remuneration	50,000
WDV of Assets Sold	1,74,066
Security Staff Salary (Home Tech Services)	64,96,412
Dth Charges	18,732
Selaiyur Quaters Maintenance	85,281
Seminar	12,62,389
Seminar Conducted	8,10,423
Sitting Fee	11,02,540
B Pharm Inspection Fee	1,00,000
B Pharm Course fees	5,35,000
Solid Waste Management Waste Management Exp	20,86,605
Boom Barrier Service Charges	49,373
Sponsorsip Fees	11,44,000
Sports and Games	18,65,252
Staff Welfare	10,82,144
Telephone	6,59,494
Telephone Maintenance	1,44,002
Edge certification	2,64,208
Toll Charges & Parking Charges	7,80,358
Transport Remuneration Nts	12,000
Transport Remuneration T.S	36,000
Tution Fees Repaid	2,47,000
Affiliation Fee for Architecture	-
Vehicle Permit Expenses	20,000
Days Scholar Student Medical Bill	1,030
Walky talky renewal fee	-1,500

25

Water Treatment Plant Expenses	46,999
Xerox Meter Reading Charges	35,667
Electrical Maintenance	33,68,470
Garden Maintenance	24,01,594
Other Intrest	60,720
Various Consultancy Payments	5,46,444
Bycycle and Tricycle Maintenance	3,524
Tution Fee Credit Card Charges	79,561
College Day and Other Function	4,86,445
Design Charges	18,880
Library Contingencies	1,91,395
Sweage Water Treatment Plant	23,590
Subsidy to Crescent Canteen	-
Placement Fee Expenses	25,65,508
Student Insurance Fee Paid	13,21,555
QS Star rating audit	18,61,265
Travelling Expenses	27,50,251
University Examination Fees Paid A/c	55,97,736
Student Cultural Activity Expenses (Society)	10,54,885
Water Charges	19,51,770
Total	75,66,05,368

Schedule 4

FIXED ASSETS:

Particulars	WDV as on 01.04.2017		Additions		Deletions	Total	Depreciation		WDV as on 31.03.2018
	More than 180 days	Less than 180 days	Rate	Amount					
							Rate	Amount	
Block 1: Building									
Aeronautical-Building A/c	17,52,56,462	26,25,917				17,78,82,379	10%	1,77,88,238	16,00,94,141
Asst.Prof Quarters	36,181					36,181	10%	3,618	32,563
ATM BUILDING	3,24,271					3,24,271	10%	32,427	2,91,844
Architecture Building (New Block)	6,27,63,279	3,85,24,803	2,61,15,851			12,74,03,933	10%	1,14,34,600.73	11,59,69,332
Auditorium	2,23,71,310					2,23,71,310	10%	22,37,131	2,01,34,179
Auto Mobile Engineering Workshop	29,98,676					29,98,676	10%	2,99,868	26,98,808
Basic Science Block Extension	47,76,412					47,76,412	10%	4,77,641	42,98,770
Borewell	4,338					4,338	10%	434	3,904
Building	12,45,490					12,45,490	10%	1,24,549	11,20,941
Bullock Cart	95,000					95,000	10%	9,500	85,500
Canteen kitchen building ext work	7,45,200					7,45,200	10%	74,520	6,70,680
Canteen (Main) Renovation Work	1,16,99,837					1,16,99,837	10%	11,69,984	1,05,29,853
CFRG PANEL MODEL HOUSE	5,22,500					5,22,500	10%	52,250	4,70,250
Clock Tower	36,993					36,993	10%	3,699	33,294
College Campus Road Work	43,27,239					43,27,239	10%	4,32,724	38,94,515
Chiller Plant Construction	31,45,850	6,90,323				38,36,173	10%	3,83,617	34,52,555
Director's Quarters	83,153					83,153	10%	8,315	74,837
Earth Augar-(Agri Purpose)	15,294					15,294	10%	1,529	13,764
Electric Science Block 3rd Floor Extension	1,64,47,140					1,64,47,140	10%	16,44,714	1,48,02,426
Essential Staff Quarters	1,08,128					1,08,128	10%	10,813	97,315
Estate Office Building	6,27,078					6,27,078	10%	62,708	5,64,370
Exhibition Stall	1,08,927					1,08,927	10%	10,893	98,034
Generator Room	12,692					12,692	10%	1,269	11,423
Hostel Building	2,77,21,002					2,77,21,002	10%	27,72,100	2,49,48,902

27

Hostel Electrification	1,01,720				1,01,720	10%	10,172	91,548
Indoor Stadium	1,167				1,167	10%	117	1,050
Indoor Sports Hall	3,59,376				3,59,376	10%	35,938	3,23,438
Int. Seminar Work at V.C Guest House	13,55,479				13,55,479	10%	1,35,548	12,19,931
Interior Work at Admission Office (G.M. OFFICE)	5,38,893				5,38,893	10%	53,889	4,85,004
Interior Work at Computer Science Block	17,89,484				17,89,484	10%	1,78,948	16,10,535
Interior Work at Registrar Office	20,69,330				20,69,330	10%	2,06,933	18,62,397
INTERIOR WORK AT SCHOOL OF LIFE SCIENCE	37,53,706				37,53,706	10%	3,75,371	33,78,335
Interior Work at V.C Office	11,25,940	3,29,766			14,55,706	10%	1,45,571	13,10,135
Interior Work at V.C Villa	63,61,116				63,61,116	10%	6,36,112	57,25,004
Interior Work / cadcam Aero Bloc 1st Floor	64,78,010				64,78,010	10%	6,47,801	58,30,209
Interiorwork / cadcam/ simulationlab/aeroblock	29,65,097				29,65,097	10%	2,96,510	26,68,587
Interior work for Aero Block 6th Floor	9,40,500	13,33,081			22,73,581	10%	2,27,358	20,46,223
Interiorwork in ECE Dept Block	3,99,136				3,99,136	10%	39,914	3,59,223
Interior Work for Avionics Lab (Aero Dept)	7,67,198				7,67,198	10%	76,720	6,90,478
Interior Work at Buharia Towers	34,74,498				34,74,498	10%	3,47,450	31,27,048
Stage shed on Sports Ground	3,64,500				3,64,500	10%	36,450	3,28,050
Lab Building	52,31,974				52,31,974	10%	5,23,197	47,08,776
Ladies Hostel	15,73,287				15,73,287	10%	1,57,329	14,15,958
Ladies Hostel New Block (Extension)	8,77,83,398		1,01,20,068		9,79,03,466	10%	92,84,343	8,86,19,123
Ladies Hostel Building	37,53,273				37,53,273	10%	3,75,327	33,77,946
Mba Block Terrace Work	6,13,508				6,13,508	10%	61,351	5,52,157
Mechanical Block Lab Exten Work	6,11,94,517	4,08,33,874			10,20,28,391	10%	1,02,02,839	9,18,25,552
Medical Hall Building Exten. Work (School)	13,00,702				13,00,702	10%	1,30,070	11,70,632
Mens Hostel Building	2,57,48,083				2,57,48,083	10%	25,74,808	2,31,73,275
New Civil Yard	21,41,717				21,41,717	10%	2,14,172	19,27,545
New Data Centre Building	24,67,519				24,67,519	10%	2,46,752	22,20,767
New Stair Case Science Block Building	6,14,314				6,14,314	10%	61,431	5,52,882
New Workshop Shed	11,12,824				11,12,824	10%	1,11,282	10,01,541
P.G. Block	58,00,087				58,00,087	10%	5,80,009	52,20,078
Polymer Block Extension	13,46,304				13,46,304	10%	1,34,630	12,11,674
Power Room	3,31,932				3,31,932	10%	33,193	2,98,739
Professor Quarters	3,39,065				3,39,065	10%	33,906	3,05,158

26

Ready Made Bunk	9,33,319			9,33,319	10%	93,332	8,39,987
Recreation Hall	44,530			44,530	10%	4,453	40,077
Science Block (Bbc)	1,06,06,146			1,06,06,146	10%	10,60,615	95,45,531
Security Room	23,413			23,413	10%	2,341	21,071
Sewage Line(Mech Block to Swimming Pool)	6,56,100			6,56,100	10%	65,610	5,90,490
Selayur Flat	44,30,917			44,30,917	10%	4,43,092	39,87,825
Store Room Construction	32,59,874			32,59,874	10%	3,25,987	29,33,886
Service Complex	12,34,284			12,34,284	10%	1,23,428	11,10,856
Staff Quarters (G+9 Floor)	11,11,38,409			11,11,38,409	10%	1,11,13,841	10,00,24,568
Tenement Quarters	1,40,295			1,40,295	10%	14,029	1,26,265
Tower Clock	62,592			62,592	10%	6,259	56,333
V.C Villa (Quarters)	54,73,805			54,73,805	10%	5,47,381	49,26,425
Vegetable Shop	8,15,400			8,15,400	10%	81,540	7,33,860
Workmen Quarters	32,799			32,799	10%	3,280	29,519
Workshop Construction	17,49,881			17,49,881	10%	1,74,988	15,74,892
TOTAL	71,02,71,865	8,43,37,764	3,62,35,919	83,08,45,548		8,12,72,759	74,95,72,789
Block:2 Furniture							
Aluminum Lader	7,935			7,935	10%	793	7,141
Class Room Board	19,99,961	3,86,850		23,86,811	10%	2,38,681	21,48,130
Furniture and Fitting	3,40,20,978	61,93,390	43,58,879	4,45,73,247	10%	42,39,381	4,03,33,866
Furniture and Fitting (CB School)	18,52,039	1,79,525		20,31,564	10%	2,03,156	18,28,407
Gym Equipments	13,66,841	1,21,544		14,88,385	10%	1,48,839	13,39,547
Hostel Furniture	99,460			99,460	10%	9,946	89,514
Kitchen Dining Table	95,988			95,988	10%	9,599	86,389
Kitchen Equipments	3,56,221	10,068		3,66,289	10%	36,629	3,29,660
Medical Centre Cot and Railings	97,200			97,200	10%	9,720	87,480
TOTAL	3,98,96,622	68,91,377	43,58,879	5,11,46,878		48,96,744	4,62,50,135
Block:3-Plant & Machinery							
Computers:							
Computers	55,45,890	52,155		55,98,045	60%	33,58,827	22,39,218
C.C.T.V CAMERA	3,28,268	3,83,324	1,72,548	8,84,140	60%	4,78,720	4,05,421
Lap Tops	7,86,278	1,50,000	1,58,520	10,94,798	60%	6,09,323	4,85,475

29

Software	62,68,567	10,58,203	73,26,770	60%	40,78,601	32,48,169
Walkie-Talky	472		472	60%	283	189
TOTAL	1,29,29,476	13,89,271	1,49,04,226		85,25,754	63,78,472
Books:						
Edc Library Book	4,162		4,162	15%	624	3,537
I.A.S. LIBRARY BOOK	8,280		8,280	15%	1,242	7,038
Library Book	1,14,53,714	3,34,877	1,23,05,625	15%	18,20,728	1,04,84,897
Brain Marie	11,830		11,830	15%	1,774	10,055
TOTAL	1,14,77,986	3,34,877	1,23,29,897		18,24,369	1,05,05,528
Office Equipments:						
Airconditioner	69,90,478	5,35,263	80,70,968	15%	11,70,500	69,00,467
Blower Machine	25,026		25,026	15%	3,754	21,272
Counting Maching (Loose Note Machine)	3,001		3,001	15%	450	2,551
Ceiling fan	10,96,260	2,77,490	13,73,750	15%	2,06,062	11,67,687
Edc Equipment	93,713		93,713	15%	14,057	79,656
Electrical Audio Equipment (Convention Centre)	2,36,992		2,36,992	15%	35,549	2,01,443
Electrical Installation	1,26,00,217	15,90,508	1,41,90,725	15%	21,28,609	1,20,62,116
Electrical Transformer	15,44,172		15,44,172	15%	2,31,626	13,12,547
Electrical Light Fittings	16,29,440	1,75,631	18,05,071	15%	2,70,761	15,34,310
Exhaust Fan	9,306	76,887	76,887	15%	5,767	71,120
Electronic Weighing Scale	1,37,141		9,306	15%	1,396	7,910
Fire Equipment	33,549		1,37,141	15%	20,571	1,16,570
Foggine Machine	13,366		33,549	15%	5,032	28,517
Fridge	52,04,231		13,366	15%	2,005	11,361
Generator	2,57,555		52,04,231	15%	7,80,635	44,23,596
Nallam Bakkam Staff Qtrs House Hold Articles	24,96,379		2,57,555	15%	38,633	2,18,921
Hardware Item	158		24,96,379	15%	3,74,457	21,21,922
Intercom	8,15,94,138	16,88,275	158	15%	24	134
Lab Equipments	40,89,319	9,32,423	8,57,64,398	15%	1,27,38,039	7,30,26,359
Lab Equipments (R&D)	39,10,883		50,21,742	15%	6,83,330	43,38,412
Lcd Projector	1,13,72,853		39,10,883	15%	5,86,632	33,24,250
Lift (Otis Elevator)	1,352		1,13,72,853	15%	17,05,928	96,66,925
Machinery and Equipments	1,352		1,352	15%	203	1,149

30.

Musical Instruments	1,50,461				1,50,461	15%	22,569	1,27,892
Meter for Generator	9,718				9,718	15%	1,458	8,260
Mic (Auditorium Use)	2,46,240				2,46,240	15%	36,936	2,09,304
Mic. phones (Convention Centre)	4,36,453				4,36,453	15%	65,468	3,70,985
Mosquito Machine	11,343				11,343	15%	1,701	9,642
Office Equipments	2,10,708				2,10,708	15%	31,605	1,79,097
Notice Board	1,82,325	19,725			2,02,050	15%	30,308	1,71,743
Sign Board for CB School	1,53,170				1,53,170	15%	22,976	1,30,195
Sign Board (Crescent Campus)		39,51,395			40,87,095	15%	6,02,887	34,84,208
Refrigerator	46,299	4,295		1,35,700	50,594	15%	7,589	43,005
R.O. Water Treatment Plant	6,04,009	69,620			6,73,629	15%	1,01,044	5,72,585
Sewage Water Treatment Plant	20,75,644				20,75,644	15%	3,11,347	17,64,297
Stabilizer	3,404				3,404	15%	511	2,894
STP Sewage Line	20,05,032				20,05,032	15%	3,00,755	17,04,277
Television	2,02,178	49,205		82,708	3,34,091	15%	43,911	2,90,181
Telephone Installation	10,15,872			5,428	10,21,300	15%	1,52,788	8,68,512
Typewriter	22				22	15%	3	19
U.P.S	48,35,671			6,25,400	54,61,071	15%	7,72,256	46,88,815
U P S Batteries	15,53,359	99,857		2,04,800	18,58,016	15%	2,63,342	15,94,674
Vaccum Cleaner	86,810				86,810	15%	13,021	73,788
Vehicles Tools	93,846				93,846	15%	14,077	79,769
Vessels	55,208				55,208	15%	8,281	46,927
V R F Airconditioner Equipment (Life Science Dept)	10,77,089				10,77,089	15%	1,61,563	9,15,526
Water Cooler	5,28,696			55,000	10,93,196	15%	1,59,854	9,33,341
Water Treatment Plant	5,20,090	2,12,500			7,32,590	15%	1,09,889	6,22,702
Water Dispenser	1,53,809				1,53,809	15%	23,071	1,30,737
Water Tanker	1,42,000				1,42,000	15%	39,405	1,02,595
TOTAL	14,97,38,979	99,94,665	7,727	43,41,884	16,40,67,801		2,43,02,634	13,97,65,167
Plant & mach:								
Boom Barrier	2,77,698				2,77,698	15%	41,655	2,36,043
Motor (Submessiblesewage Pumset)	2,51,772	33,167		24,908	3,09,847	15%	44,609	2,65,238
Sanitary Napkin Vending Machine	2,09,529				2,09,529	15%	31,429	1,78,099
Solar Power Plant 100 KWP	39,75,519				39,75,519	15%	5,96,328	33,79,191
Solar Power Plant 150KWP	81,40,806				81,40,806	15%	12,21,121	69,19,685
Tools and Plants	4,530	22,832			27,362	15%	4,104	23,258
TOTAL	1,28,59,854	55,999	-	24,908	1,29,40,761		19,39,246	1,10,01,515

Tempo Traveller A/C VAN TN 22 CU 9353	3,78,261				3,78,261	15%	56,739	3,21,522
Tempo Traveller Tn 21 Av 0660	1,63,626				1,63,626	15%	24,544	1,39,082
TN11 T 3354 (EICHER)A/C 40 SEATER	16,07,350			5,28,650	21,36,000	15%	3,20,400	18,15,600
Toyota Camry Vehicle Tn 06 M 9898				24,45,000	24,45,000	15%	3,66,750	20,78,250
Toyota Innova Car Tn 11 B 5726	6,89,353				6,89,353	15%	1,03,403	5,85,950
Tracking Device	2,15,888				2,15,888	15%	32,383	1,83,505
Traveller Ambulance Vehile A/c	2,40,645				2,40,645	15%	36,097	2,04,548
Vehile Airconditioner	3,08,730				3,08,730	15%	46,310	2,62,421
Water Tank Lorry TN 19 L 1641	8,51,392				8,51,392	15%	1,27,709	7,23,683
Water Tank Lorry Tn22-Bv-0349, Tn 22bv-0346,	7,09,567				7,09,567	15%	1,06,435	6,03,132
Water Tank Lorry TN 19 P5311	11,63,532				11,63,532	15%	1,74,530	9,89,002
Xylo Car TN 11 E 2354	6,12,400				6,12,400	15%	91,860	5,20,540
TOTAL	2,58,85,635			29,78,410	2,86,97,706		43,04,656	2,43,93,050
Block:4-Land								
Land:								
Land	13,96,882				13,96,882	0%	-	13,96,882
TOTAL	13,96,882				13,96,882			13,96,882
Grand Total	96,44,57,299		4,66,85,738	10,53,60,728	1,11,63,29,698		12,70,66,162	98,92,63,537

Work - In - Progress:

Particulars	Opening Balance	Addition	Transfer to fixed assets	Closing balance
Aeronautical /Mec Buil Construction	-			-
Architecture Block Construction (Wrk in Progress)	1,46,71,823	7,93,17,709	8,86,91,029	52,98,503
Mech Block Construction	1,50,000	-	1,50,000	-
	1,48,21,823	7,93,17,709	8,88,41,029	52,98,503

K.B.A Men's Hostel
Seethakathi Estate , Vandalur, Chennai - 600 048

Assesment Year 2018-19
Income & Expenditure account for the year ending 31.03.2018

(Amount in Rs.)

Particulars		Sch No.	Amount	Amount
I.	Income	VI		13,53,52,726
	Total			13,53,52,726
II.	Expenditure			
	Administration Overheads	VII	7,46,30,467	
	Salary Expenses		49,77,610	
	Depreciation	III	1,48,26,394	
	Total			9,44,34,471
III.	Excess of Income over Expenditure			4,09,18,255

This statement is prepared as per information
and explanation given to us

**For B.S. ABDUR RAHMAN CRESCENT
INSTITUTE OF SCIENCE AND TECHNOLOGY**



Member / Secretary

**N.C. RAJAGOPAL & CO
CHARTERED ACCOUNTANTS**

No.22, Krishnaswamy avenue, Mylapore,
Chennai - 600 004.

FR No: 03398S



(SUMITHRA RAVICHANDRAN, FCA.,)

PARTNER

M NO:204068



K.B.A Men's Hostel
Seethakathi Estate , Vandalur, Chennai - 600 048

Assesment Year 2018-19
Balance Sheet at 31.03.2018

(Amount in Rs.)

Particulars	Sch No.	Amount	Amount
I. Sources of Fund:			
1 Hostel Fund	I		18,80,53,457
2 Loans & Advances	II		1,00,58,470
Total			19,81,11,927
II. Application of Funds			
Fixed Assets	III		
Gross Block			11,66,80,034
Add: Additions			2,70,56,333
less: Deletions			-
less: Depreciation			1,48,26,394
Net Block			12,89,09,974
Current Assets	IV	7,49,05,503	
less: Current Liabilities	V	57,03,551	
Net Current Assets			6,92,01,952
Total			19,81,11,927

This statement is prepared as per information
and explanation given to us

N.C. RAJAGOPAL & CO
CHARTERED ACCOUNTANTS

No.22, Krishnaswamy avenue, Mylapore,
Chennai - 600 004.

FR No: 03398S

(SUMITHRA RAVICHANDRAN, FCA.)

PARTNER
M NO:204068

For B.S. ABDUR RAHMAN CRESCENT
INSTITUTE OF SCIENCE AND TECHNOLOGY

Intahil
Member / Secretary

Sumithra Ravichandran



K.B.A Men's Hostel
Schedules Forming Part of Balance Sheet & Income & Expenditure A/c
Assesment Year 2018-19
Balance Sheet at 31.03.2018

(Amount in Rs.)

Particulars	Amount
Schedule I	
Hostel Fund	
Opening Balance	14,71,35,202
<i>add/(less):</i>	
Excess/(Deficit) of Income over Expenditure	4,09,18,255
Closing Balance	18,80,53,457
Schedule II	
Loans & Advances	
Caution Deposit	1,00,58,470
Closing Balance	1,00,58,470
Schedule IV	
Current Assets	
<u>Branch Balances</u>	
B.S. Abdur Rahman University A/c	1,00,20,423
Crescent School	
All India Islamic Foundation	2,34,008
T.B.A.K.Ladies Hostel - B.S.A.U	1,96,01,790
Total	2,98,56,220
<u>Cash & Bank Balances</u>	
Cash in Hand	
Petty cash	10,000
Petty cash - Medical	5,000
IOB 15269	59,97,122
IOB - CD-24743	22,69,538
IOB - MESS-24744	3,16,89,660
Total	3,99,71,320
<u>Deposits</u>	
Cylinder Deposit	46,800
Electricity Deposit	57,160
Telephone Deposit(Aiif) Books	4,000
General Stores(Security Deposit)	40,00,000
Total	41,07,960

Loans & Advances (Assets)	
Freshers Day Advance 16-17	-
Advance to ABFC	45,000
Ecci Advance - A Block	
Ecci Advance A/c	-
Eme Advance - A Block 5th & 6th	
Hosports Advance 2016 A/c	
Ceiling fan Advance	
Salary Advance	2,83,406
Prepaid Expenses	53,373
Total	3,81,779
Fee Receivable	
ECCI Staff	79,905
BBC Staff	2,997
ETA Staff	92,819
College Staff	4,12,502
Total	5,88,223
Grand Total	7,49,05,503
Schedule V	
Current Liabilities	
Sundry Creditors	
Student A/c	1,03,554
AB Resorts and restaurant pvt ltd	47,97,090
Aircel Cellular ltd	-
Aircontrol Equipment and System	(1,40,400)
Amyo solutions	
A.Nazir ahmend	
Arunachalam (contractor)	2,277
Buds and Blooms	42,804
Dekaar housekeepingg services	
Fathima suppliers	
Glazier Air systems pvt ltd	
G.Mani contractors	
Green Service trust	(2,16,298)
HM Industries	10,846
Hometech Services pvt ltd	1,65,134
Itek Infomatic	6,372
Just buy cycles	10,453
K.V.Earth Movers	1,12,500
Merino Industries Limited	1,88,099
Hostel fees	

Maa Prefab	
Medical fees	
Muthu Enterprises	
N.Babu contractor	
Nate Commercial Laundry equipments Pvt Ltd	(5,282)
Noor Aluminium Company	
Outstanding Expenses	
Patel Graphics	
Pf Mgmt contribution payable	
Prestige Building Materials	
Raxa Enterprises	
R&R Construction & Industrial hardware	
Sathyanarayana.G - Contractor	10,774
Sri Patel Hardware	
Sri Vardhamam marble granites	
Sun Power Controls and private ltd	
Salary Pyable	3,42,958
Vignesh Enterprises	
Xcite Business solutions	3,422
Tds Payable A/c	2,69,248
Total	57,03,551
Grand TOTAL	57,03,551

K.B.A Men's Hostel
Schedules Forming Part of Balance Sheet & Income & Expenditure A/c
Assesment Year 2018-19
Profit and Loss A/c for the year ending 31.03.2018

(Amount in Rs.)

Particulars	Amount
Schedule VI	
Income	
Mess Bill Monthly-paying guest	4,32,963
Mess Bill Monthly-students	1,74,91,684
Mess Bill Monthly	6,49,75,000
Unutilised mess fees	(1,82,99,267)
Establishment Fees (Staff)	6,06,383
Establishment Fees (Students)	6,31,44,500
Bank Interest Received	18,93,464
Hostel fees	95,000
Sale of Fixed Assets	
Maintenance Fee	42,34,500
Miscellaneous Income	1,49,338
Miscellaneous Income Redeposit	5,322
Miscellaneous Income Xerox and print	5,489
Redo and internship course fees	6,18,350
Sold scrap	
Total	13,53,52,726

Schedule VI	
Expenses	
Cost of Provision	5,07,93,397
Food bill(faculty)	11,56,348
Mess Expenditure	32,12,363
DTH Subscription	17,424
Administrative Charges EPF	36,888
Mobile charges	22,526
Medical expenses	237
Postage & Telegram	5,944
Repair & Maintenance (Construction)	15,14,752
Repair & Maintenance (Civil and carpentary)	15,92,578
WDV of Fixed Assets	
Repair & Maintenance (vehicle)	33,157
Repair & Maintenance (electrical)	9,49,837
Repair & Maintenance (Lift)	51,552
Repair & Maintenance (Plumbing)	13,02,274
AMC	6,04,455
Vehicle hire charges	3,29,040
House keeping	1,52,314
Conveyance	4,930
Bank Charges	4,266
Water Supply	43,75,800
Security Charges	18,21,780
Fire extinguisher refilling charges	14,274
Staff Welfare	
Student Welfare	10,613
Electricity Charges	60,88,205
Transport charges	600
Salary	45,89,050
Salary- Gardeners	3,88,560
Printing charges	1,80,768
Magazine Subscription	10,515
Pf Employer Contribution	3,24,369
Tally Subscription	18,429
Miscellaneous expenses	832
Total	7,96,08,077

39

K.B.A Men's Hostel
Assesment Year 2018-19

Schedule 3
FIXED ASSETS:

Particulars	WDV as on 01.04.2017	Additions		Deletions	Total	Depreciation		(Amount in Rs.) WDV as on 31.03.2018
		More than 180 days	Less than 180 days			Rate	Amount	
Block 1: Building								
Dining Hall Roof	1,12,193				1,12,193	10%	11,219	1,00,974
Building B Block	3,77,72,637				3,77,72,637	10%	37,77,264	3,39,95,374
Building A Block (5th & 6th)	2,79,43,951		26,51,621		3,05,95,572	10%	29,26,976	2,76,68,596
Building Renovation A,C,D Block		1,21,01,662	88,26,291		2,09,27,953	10%	16,51,481	1,92,76,472
Building Compound Wal	42,938				42,938	10%	4,294	38,644
Building STP	26,25,286				26,25,286	10%	2,62,529	23,62,757
Dining Hall AC	20,10,577				20,10,577	10%	2,01,058	18,09,519
Building Ac (Dining Hall)	10,17,118				10,17,118	10%	1,01,712	9,15,406
Hostel Extension Work (Aiff Book)	29,52,450				29,52,450	10%	2,95,245	26,57,205
Borewell (Mad Cat) Aiff Book	33,052				33,052	10%	3,305	29,747
Browsing Center	51,819				51,819	10%	5,182	46,637
Cold Room	68,943				68,943	10%	6,894	62,049
Compressor	13,225				13,225	10%	1,322	11,902
Compound Wall	5,09,960				5,09,960	10%	50,996	4,58,964
Land & Buildings	6,09,844				6,09,844	10%	60,984	5,48,859
TOTAL	7,57,63,993	1,21,01,662	1,14,77,912	-	9,93,43,567		93,60,461	8,99,83,105

Block 2: Furniture										
Notice board	31,788						31,788	10%	3,179	28,609
B Block(Furniture & Fitting)	1,58,260						1,58,260	10%	15,826	1,42,434
B Block(Furniture & Fitting)	39,559						39,559	10%	3,956	35,603
Furniture	1,65,655						1,65,655	10%	16,565	1,49,089
Furniture (MAD Catt)	26,442						26,442	10%	2,644	23,798
Canteen Container	2,41,856						2,41,856	10%	24,186	2,17,670
CCTV Camera	2,56,836			58,400			18,59,555	10%	1,83,035	16,76,519
Chairs A/c	16,12,710			15,44,319			16,12,710	10%	1,61,271	14,51,439
Clinic Appartus (Mad Cat) Aiif Books	4,633						4,633	10%	463	4,170
Cot (Aiif) Books	9,83,379						9,83,379	10%	98,338	8,85,041
Dining Table (Mad Cat) Aiif Books	2,94,886						2,94,886	10%	29,489	2,65,397
Dining Table & Stool	9,33,038						9,33,038	10%	93,304	8,39,734
Fan A/c	6,73,646						6,73,646	10%	67,365	6,06,282
Fan Aiif Books	32,397						32,397	10%	3,240	29,158
Fan Mad Cat Books	4,395						4,395	10%	439	3,955
Furniture and Fittings A/c	1,35,94,776			6,39,510			1,42,34,286	10%	14,23,429	1,28,10,857
Glasses (Aiif Books)	19,719						19,719	10%	1,972	17,747
Handsets (E 1085)	6,323						6,323	10%	632	5,691
Steel Table & Stool (Veg) Aiif Books	1,77,494						1,77,494	10%	17,749	1,59,744
Steel Cot Wooden Cot	2,94,334			1,37,989			4,32,323	10%	43,232	3,89,091
Student Table & Chairs	9,93,492			4,77,468			14,70,960	10%	1,47,096	13,23,864
Stool (Mad Cat) Books	8,781						8,781	10%	878	7,903
Table A/c	84,639						84,639	10%	8,464	76,175
Tricycle (Mad Cat) Books	3,587						3,587	10%	359	3,228
Bi Cycles	19,483						19,483	10%	1,948	17,535
TV Samsung LED	96,458						96,458	10%	9,646	86,813
TOTAL	2,07,58,565			23,21,818		5,35,868	2,36,16,251		23,34,832	2,12,81,419
Block: 3 Plant & mach:										
Computer	14,385						14,385	60%	8,631	5,754
ID Card Printing Machine	12,359						12,359	60%	7,415	4,944
Copier Machine	9,408						9,408	60%	5,645	3,763
TOTAL	36,152			-		-	36,152		21,691	14,461

41

Block-4 Plant & Machinery									
Airconditioner	7,74,503					7,74,503	15%	1,16,176	6,58,328
Motor	20,023					20,023	15%	3,004	17,020
Plant & Machinery	14,50,609					14,50,609	15%	2,17,591	12,33,017
POS/GPRS Machine				21,830		21,830	15%	3,275	18,556
Ro Plant	2,64,160					2,64,160	15%	39,624	2,24,536
Sewage Plant	28,67,467					28,67,467	15%	4,30,120	24,37,347
Solar Water Heater	7,16,280			1,17,799		8,34,079	15%	1,25,112	7,08,967
Washing Machine	26,551					26,551	15%	3,983	22,568
SteamBoiler	82,320					82,320	15%	12,348	69,972
Stove	58,523					58,523	15%	8,778	49,744
Potato Peeling Machine	28,948					28,948	15%	4,342	24,605
TOTAL	62,89,383			1,39,629		64,29,012		9,64,352	54,64,660
Office Equipments:									
Battery (Mad Cat) AIF Books	6,266					6,266	15%	940	5,326
Brush Cutter	14,180					14,180	15%	2,127	12,053
Billing Machine (AIF Books)	5,410					5,410	15%	812	4,599
Bio Gas	16,24,740					16,24,740	15%	2,43,711	13,81,029
Cellphone(Hostel staff)	17,850					17,850	15%	2,678	15,173
Currency Machine	4,696					4,696	15%	704	3,992
Dosa Making Machine(AIF Books)	1,80,748					1,80,748	15%	27,112	1,53,636
EB METER (Mad Cat) (AIF Books)	2,542					2,542	15%	381	2,161
Electrical Cable (AIF Books)	24,223					24,223	15%	3,633	20,590
Electrical Fitting	30,969					30,969	15%	4,645	26,324
Electronic mic (Mad Cat)AIF Books	4,296					4,296	15%	644	3,652
Electronic mic (Mad Cat)Books	1,20,935					1,20,935	15%	18,140	1,02,794
Fasting Cups (Mad Cat)Books	1,790					1,790	15%	269	1,522
Food Hoist(AIF Books)	1,35,629					1,35,629	15%	20,344	1,15,285
Cym Equipment					22,000	22,000	15%	1,650	20,350
Inverter	75,651					75,651	15%	11,348	64,304
Kitchen Equipments	15,87,514					15,87,514	15%	2,38,127	13,49,387
Lift	35,12,602					35,12,602	15%	5,26,890	29,85,712
Lift (A block)	25,50,190					25,50,190	15%	3,82,529	21,67,662
Medical Instrument	1,02,486					1,02,486	15%	15,373	87,113
Mosque Equipments	74,891					74,891	15%	11,234	63,657
Pentry Room Accessories	30,563					30,563	15%	4,584	25,978
Set top Box (Relaince) Aif Books	574					574	15%	86	488
Steel Boiler	38,281					38,281	15%	5,742	32,539
U P S Batteries	1,53,292					1,53,292	15%	22,994	1,30,298
UPS (Mad Cat Books)	802					802	15%	120	681
Utensils (Mad Cat) Books	1,76,866					1,76,866	15%	26,530	1,50,336
Vessels / Utensils	5,50,665					5,50,665	15%	82,600	4,68,065
Water Cooler	5,06,814					5,06,814	15%	1,26,864	7,18,894
Water Heater	2,86,957					2,86,957	15%	43,044	2,43,914

42

Water treatment plant	5,77,940				5,77,940	15%	86,691	4,91,249
Water Doctor (Mad Cat) Books (Alif Book)	68,891				68,891	15%	10,334	58,557
TOTAL	1,24,69,254	3,38,944	22,000	-	1,28,30,198		19,22,880	1,09,07,318

HS

Vehicle:													
Hero Bicycle	99,450	1,18,500	-			2,17,950	15%	32,693	1,85,258				
Lorry A/C (Alif Book)	4,52,975					4,52,975	15%	67,946	3,85,029				
Motor(Mad Cat) Books	15,513					15,513	15%	2,327	13,186				
Tempo Traveller	7,94,750					7,94,750	15%	1,19,213	6,75,538				
TOTAL	13,62,689	1,18,500	-	-	-	14,81,189		2,22,178	12,59,010				
Grand Total	11,66,80,034	1,50,20,553	1,20,35,780	-	-	14,37,36,367		1,48,26,394	12,89,09,974				

TBAK Ladies Hostel
Seethakathi Estate, Vandallur, Chennai-600048
Assessment year 2018-19

Balance sheet as on 31.03.2018

Particulars	Sch No	Amount	Amount
Sources of Fund			
General Fund	3	2,80,18,492	
Loans and Advances	4	16,66,909	
Total			2,96,85,401
Applications of Funds			
Fixed Assets	5		
Gross Block		2,10,44,703	
Add: Additions		42,72,752	
Less: Deletions		-	
Less: Depreciation		57,46,769	
Net Block		1,95,70,686	
Current Assets	6	1,03,58,354	
Less: Current Liabilities	7	2,43,639	
Net Current Assets			
Total			2,96,85,401

This statement is prepared as per information and explanation given to us

**For B.S. ABDUR RAHMAN CRESCENT
INSTITUTE OF SCIENCE AND TECHNOLOGY**

Wahid
Member / Secretary

N.C. RAJAGOPAL & CO
CHARTERED ACCOUNTANTS
No.22, Krishnaswamy avenue, Mylapore, Chennai - 600 004.
FR No: 033985

Sumithra Ravichandran
(SUMITHRA RAVICHANDRAN. FCA)
PARTNER
M NO:204068



TBAK Ladies Hostel
Assessment year 2018-19

Income and Expenditure Account for the year ended 31.03.2018

Particulars	Sch.No	Amount	Amount
Income	1	3,76,02,232	
Total			3,76,02,232
Expenditure	2	2,64,51,643	
Total			2,64,51,643
Excess of Income over Expenditure			1,11,50,590

This statement is prepared as per information and explanation given to us

For B.S. ABDUR RAHMAN CRESCENT
INSTITUTE OF SCIENCE AND TECHNOLOGY

Handwritten signature
Member / Secretary

N.C. RAJAGOPAL & CO
CHARTERED ACCOUNTANTS
Krishnaswamy
FR No: 033985

Handwritten signature
(SUMITHRA RAVICHANDRAN. FCA.)
PARTNER
M NO:204068



TBAK Ladies Hostel

Assessment year 2018-19

Schedules forming part of Income and Expenditure Account	
Particulars	Amount
Schedule 1:	
Income:	
Mess Fees Collection	1,67,01,436
Establishment	1,98,24,528
Bank Interest	4,67,776
Browsing Collection	9,144
EB Collection	12,736
Fine Collection	4,500
Miscellaneous Income	5,44,852
Hostel day collections	37,260
Total Income	3,76,02,232

Schedule 2:	
Food Bill	1,19,12,133
Hostel day -Food Bill	23,010
Air Conditioner Maintenance	66,335
AMC on Pest control	80,000
Bank Charges	2,977
Building Maintenance	1,49,276
Building Maintenance -New Hostel	2,275
Building Renovation - Annex Block	9,82,357
Consultancy Fees	4,50,913
Conveyance	1,820
Dish TV Maintenance	5,237
Electricity Charges	10,07,942
Electrical Maintenance	1,73,115
Fire and Safety Maintenance	4,122
Garden Maintenance	51,888
General Expense	2,40,153
Hostel Day Expenses	29,600
House Keeping- Materials	46,870
Kitchen Maint	22,198
Laundry Charges	7,15,200
Lift AMC	1,79,360
Man power Charges	5,56,763
Medical Expense	585
Mess Workers Welfare	5,000
Miscellaneous Expenses	135
News Paper Exps	18,370
Office Staff - Mess Bill	22,320
Pf Admin & Employer Charges	1,03,102
Plumbing Maintenance	29,169
Postage & Courier	50
POS Rent	21,276
Printing & Stationary	21,774
Repairs & Maintenance	88,758
Ro Maintenance	1,82,083
RT - Mess Bill	2,01,060
SALARY	16,44,869
Student's Welfare	2,00,053
Telephone Expense	5,663
Water Charges	13,92,400
Kitchen expenses	15,457
Wifi - Maint	49,206
Depreciation	57,46,769
Total expenditure	2,64,51,643

TBAK Ladies Hostel

Assessment year 2018-19

Schedules forming part of Balance Sheet

Schedule 3:	
General fund :	
Opening Balance	1,68,67,902
Add : Excess of Income over expenditure	1,11,50,590
Closing Balance	2,80,18,492
Schedule 4:	
Loans and Advances:	
Caution Deposit	5,75,000
Caution Deposit--07/08/09/10/11	(1,68,591)
Caution Deposit 11- 12	-
Caution Deposit 12-13	5,000
Caution Deposit 16-17	3,65,000
Caution Deposit 2009-12	-
Caution Deposit 2013-14	50,000
Caution Deposit 2014-2015	3,65,000
Caution Deposite 2015-2016	4,45,000
Caution Deposite Phd	35,000
Caution Deposit Staff	(4,500)
Total	16,66,909
Schedule 6 :	
Current Assets:	
Branch balance	
BSA University	2,02,35,534
Kba Men's Hostel	(1,96,01,790)
Total	6,33,744

49

Cash and Bank balances		
Cash in hand		
Petty cash		10,000
Cash Imprest		-
Bank Accounts:		
	IOB 15268	3,38,873
	IOB 24745-Caution Deposit	6,41,752
	IOB 24746-Mess Account	79,11,760
Total		89,02,386
Deposits:		
Cylinder Deposit		1,00,934
Total		1,00,934
Loans and Advances:		
Advance for consumables		-
Salary Advance		52,359
Total		52,359
Sundry Debtors:		
Mess Fees Receivable 07-08		-
Mess Fees Receivable 2012-2014		4,61,519
Staff		36,173
Arabic College		238
Crescent College		304
Days Scholar		802
Estate office		121
Mess Workers		-
Office Staff		(0.30)
Dr.Swapna		7,370.00
Bio Gas Advance		-
Building Advance - Bsau - Lh		1,62,408
Lh Building Advance		-
Mess Fees Transfer to Receivable A/c		(3)
Total		6,68,931
Grand Total		1,03,58,354

Schedule 7:**Current Liabilities:**

Pf Payable	816
Ab Resorts and Restaurants Pvt.Ltd	(6,412)
Bluezen Enterprises (P) Ltd	(300)
Buds & Bloom Landscape	5,220
Crescent Medicals and Generals	1
Home Tech Services Pvt Ltd	83,016
IOB Income Tax	708
Koodal Mathivanan	2,770
Medal Medical Payable	2
Merino Payable	7,657
Salary Payable	81,561
Srishti Pest Control	68,600
Total	2,43,639

TBAK Ladies Hostel									
1	Building Extension	2,22,709				2,22,709	10.00%	33,406	1,89,302
2	Compound wall	8,52,593				8,52,593	10.00%	1,27,889	7,24,704
Block 2:Furniture									
3	Dinning table M.c	78,830				78,830	10.00%	11,825	67,006
4	Furniture and fittings	42,32,398	1,85,400	1,37,989		45,55,787	10.00%	6,69,569	38,86,218
5	Steel cupboard M.c	5,546				5,546	10.00%	832	4,714
6	Television	5,772				5,772	10.00%	866	4,906
Total									
Block 3:Plant and Machinery									
8	Bio metric	4,631				4,631	40.00%	2,779	1,852
9	Computers	4,591				4,591	40.00%	2,755	1,836
10	Printers	160				160	40.00%	96	64
11	Biogas		14,14,734			14,14,734	40.00%	8,48,840	5,65,894
Total									
Block 4: Office equipments:									
12	Air conditioner	3,06,478	13,46,559			16,53,037	15.00%	3,71,933	12,81,104
13	Air conditioners M.C	20,207				20,207	15.00%	4,547	15,660
14	Aqua Purification Systems	-				-	15.00%	-	-
15	Billing machine	3,205				3,205	15.00%	721	2,484
16	Electrical equipments	2,64,638		7,658		2,72,296	15.00%	60,118	2,12,178
17	Electrical fittings	31,002				31,002	15.00%	6,976	24,027
18	Electrical installation	84,06,961	7,00,000	2,51,313		93,58,274	15.00%	20,67,915	72,90,359
19	Fan M.C	331				331	15.00%	74	256
20	Fest O Flash M.C	5,838				5,838	15.00%	1,313	4,524
21	Freezer	16,078				16,078	15.00%	3,618	12,460
22	Grinder M.C	30,122				30,122	15.00%	6,777	23,345
23	Gym Items	1,08,243				1,08,243	15.00%	24,355	83,888
24	Incinerator	58,454				58,454	15.00%	13,152	45,302
25	Iron M.C	6,177				6,177	15.00%	1,390	4,787
26	Kitchen Equipments	9,87,681				9,87,681	15.00%	2,22,228	7,65,453
27	Medical Equipments	93,554				93,554	15.00%	21,050	72,504
28	R.O Water Plant	2,24,791				2,24,791	15.00%	50,578	1,74,213
29	Refrigerator	8,595				8,595	15.00%	1,934	6,661
30	Solar Water Heater	9,18,663		9,298		9,27,961	15.00%	2,07,397	7,20,564
31	Sports Articles	39,131		3,800		42,931	15.00%	9,089	33,841
32	Stool M.C	2,829				2,829	15.00%	636	2,192
33	Surgical Items M.C	19,261				19,261	15.00%	4,334	14,927
34	Treadmill	48,413				48,413	15.00%	10,893	37,520
35	Tricycle	5,919				5,919	15.00%	1,332	4,587
36	Trolley M.C	9,546				9,546	15.00%	2,148	7,398
37	Vessels M.C	25,412				25,412	15.00%	5,718	19,694
38	New Hostel Lift	28,58,558				28,58,558	15.00%	6,43,176	22,15,382
39	Puffpanel Security cabin	49,514				49,514	15.00%	11,141	38,373
40	Pvc door	99,390				99,390	15.00%	22,363	77,027
41	Water cooler	1,88,700	2,16,000			4,04,700	15.00%	91,058	3,13,643
42	Water treatment plant	4,20,320				4,20,320	15.00%	94,572	3,25,748
43	Water Heater	13,631				13,631	15.00%	3,067	10,564
44	Water Purifier	43,123				43,123	15.00%	9,703	33,420
45	Xerox machine	58,182				58,182	15.00%	13,091	45,091
46	Water Dispenser	74,224				74,224	15.00%	16,700	57,524
47	Wifi	1,90,306				1,90,306	15.00%	42,819	1,47,487
Total		2,10,44,703	38,62,693	4,10,058	-	2,53,17,454		57,46,769	1,95,70,685