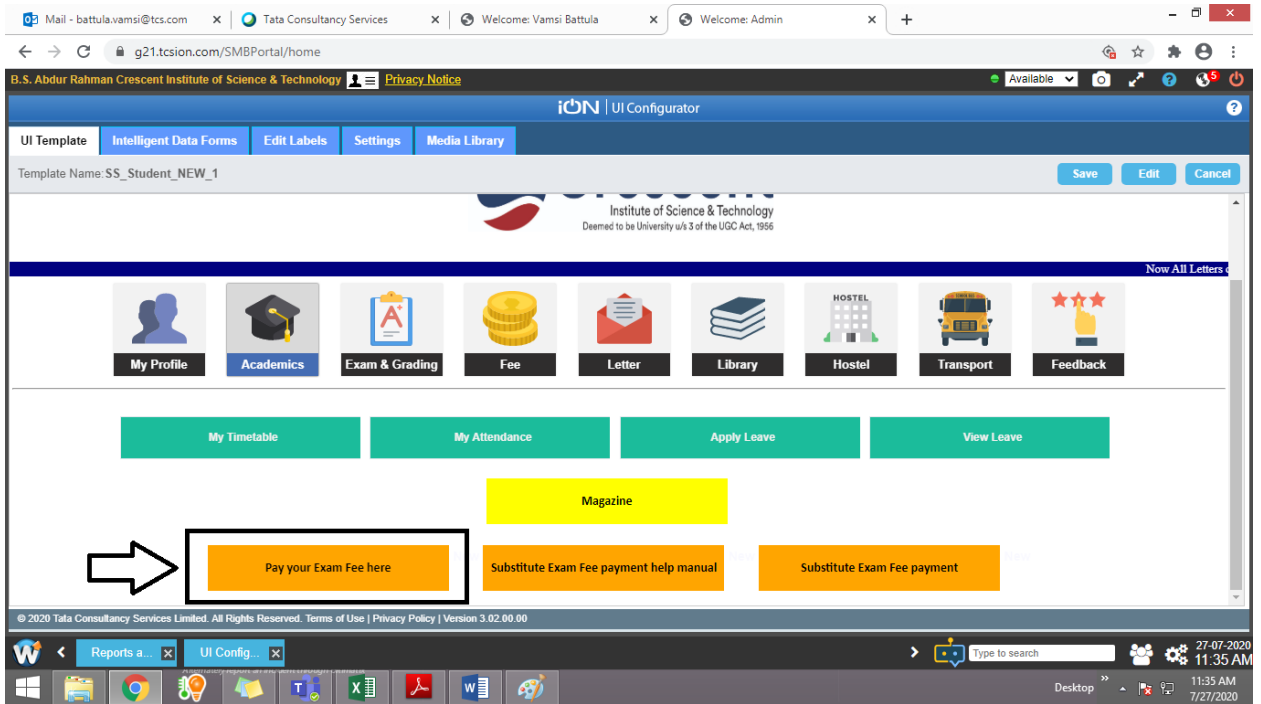



1. After logging into student self-service, on landing page you could see a button called "YOU'RE YOUR EXAM FEES HERE":



2. After clicking on the Button you will be redirected to exam enrollment form:



3. There is a “EXAM ENROLLMENT” if you click on it you will be redirected to the screen where you will be able to enroll all the regular and backlog subjects:

Exam Enrollment Form

Exam Details

Exam Session May 2020	Academic Year 2016-2020
--------------------------	----------------------------

Student Details

Student Number 160021602004	School Code SMS	Student's Roll No --	
School Name SMS-School of Mechanical Science	Program Name B. Tech Mechanical Engineering	Award B. Tech.	

[Show More](#)

Subject Enrollment Details

Regular Enrollment

Regular Enrollment

Form Status: Pending

SEMESTER 8

S.No.	Subject Type	Subject Name	Subject Code
1	Project	Project Work	MEB 4211

Backlog Enrollment

Form Status: Pending

SEMESTER 3

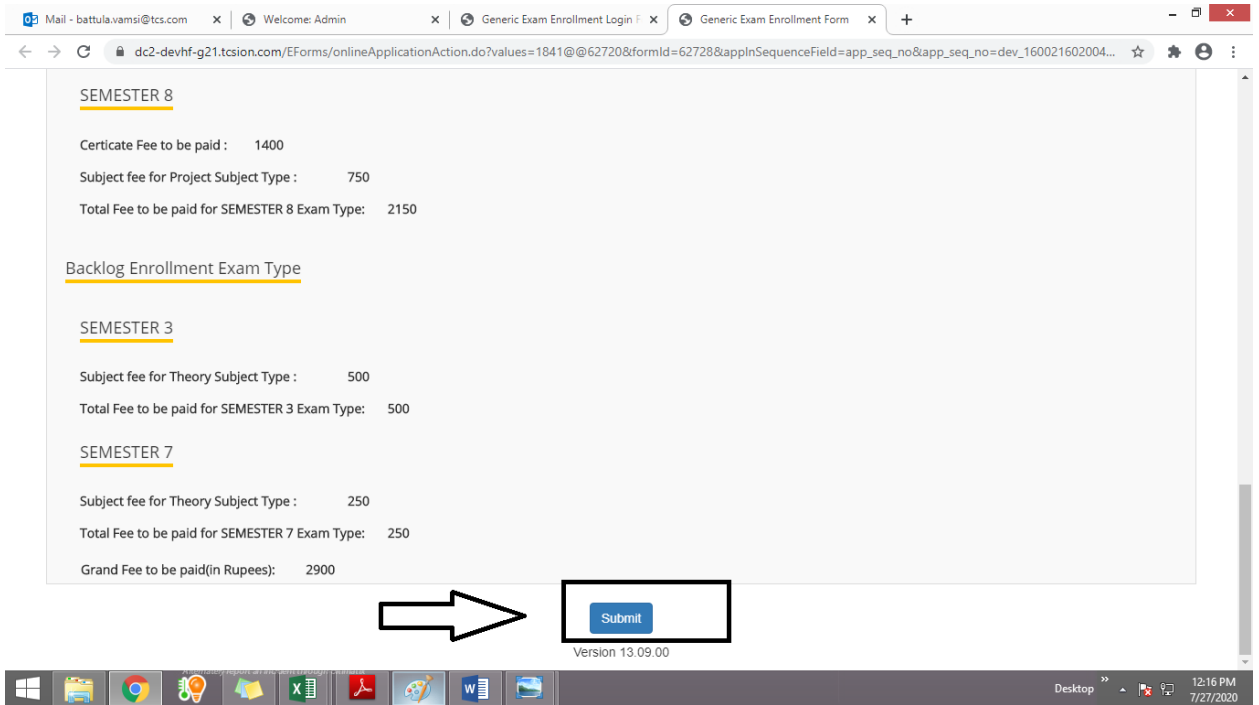
S.No.	Subject Type	Subject Name	Subject Code	Enrolled Status
1	Theory	Transforms and Applications	MAB 2181	<input checked="" type="checkbox"/>
2	Theory	Electronics for Mechanical Systems	ECB 2181	<input checked="" type="checkbox"/>

Form Status: Pending

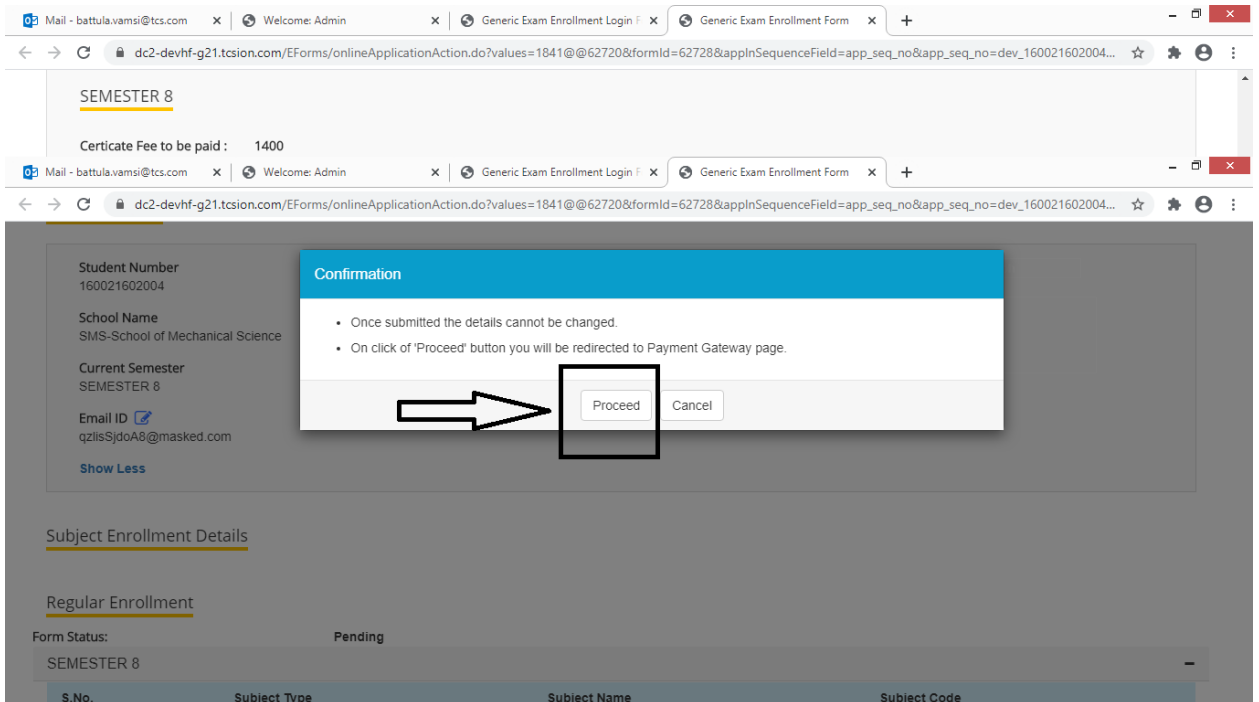
SEMESTER 4

S.No.	Subject Type	Subject Name	Subject Code	Enrolled Status
1	Theory	Machine Component Design	MEB 2211	<input type="checkbox"/>

Form Status: Pending



4. So once you click on the subjects which you want to enroll then fee will generated automatically at the down side and there you have a submit button where if you finally want to submit the form you can click on it. Then it asks for confirmation:



5. After clicking on Proceed you will be redirected to Payment Gateway where you can pay your final amount:

